



MIDDLE SCHOOL Information

Booklet **Years 7, 8 & 9**

A large, stylized 3D geometric graphic at the bottom of the page. It consists of several green rectangular prisms and grey rectangular prisms arranged in a complex, overlapping structure. The green prisms are the primary focus, with grey ones interspersed. The overall shape is angular and modern.

2019

CONTENTS

WELCOME MIDDLE SCHOOL 2019.....	2
SCHOOL PROMOTION DAY	3
THE FIRST DAY 2019 – Year 7.....	3
THE FIRST DAY 2019 – Years 8 & 9	4
CONTACT INFORMATION.....	5
KEY STAFF.....	5
SCHOOL HOURS	6
ATTENDANCE AND ABSENCES	6
ATTENDANCE SMS	7
MILLENNIUM PARENT PORTAL.....	7
SCHOOL MAP	8
DARE TO EXCEL	9
YEAR 7 SAMPLE TIMETABLE	10
STUDENT GUIDE – WHAT TO DO IF?	11
RAISING RESPONSIBILITY	12
WHOLE SCHOOL PROGRAMS.....	12
PROJECT BASED LEARNING.....	12
STUDENT MEDICAL DETAILS & HEALTH CONCERNS.....	13
BIOMETRICS: ATTENDANCE RECORDING	13
CURRICULUM	14
YEAR COORDINATOR LESSONS	14
MY CHOICE	14
LIBRARY	15
TECHNOLOGY IN 2019	15
EXTRA CURRICULAR.....	17
SPORT	18
SPECIAL RELIGIOUS EDUCATION	18
COMMUNICATIONS AND CELEBRATIONS	19
SAFETY AT SCHOOL	19
RIGHTS AND RESPONSIBILITIES.....	20
BEHAVIOUR CODE FOR STUDENTS	21
ANTI-BULLYING POLICY.....	22
AEROSOL POLICY.....	23
UNIFORM POLICY	24
FOOTWEAR POLICY	25
GENERAL EQUIPMENT REQUIREMENTS	27
YEAR 7 BOOK AND EQUIPMENT REQUIREMENTS.....	27
YEAR 8 BOOK AND EQUIPMENT REQUIREMENTS.....	28
YEAR 9 BOOK AND EQUIPMENT REQUIREMENTS.....	28
SCHOOL CONTRIBUTIONS 2019 – YEAR 7	29
SCHOOL CONTRIBUTIONS 2019 – YEAR 8	29
SCHOOL CONTRIBUTIONS 2019 – YEAR 9	30
SKOOLBAG APP	31
ROUSE HILL HIGH SCHOOL FACEBOOK PAGE	32

WELCOME MIDDLE SCHOOL 2019

Welcome to our Middle School students for 2019. In this booklet we have tried to give as much information as possible so that when you start on your first day you will feel confident and happy.

Rouse Hill High School offers an excellent academic program, highly qualified teachers and a safe and caring learning environment. We encourage students to take advantage of the exciting range of educational opportunities that are available and to always daRe to achieve their best.

Rouse Hill High School is a modern, vibrant comprehensive high school with rich relationships with the primary schools of our learning community. In 2019, Rouse Hill High School will have Year 7 through to Year 12 enrolments of approximately 850 students. You will be a valued part of the Rouse Hill High School culture of success and educational excellence.

Tuesday 20 November 2018 is Rouse Hill High School's Promotion Day. All students will progress to their next grade level and begin studying the curriculum for that year.

Exciting times are ahead and we look forward to seeing you next year as you continue your educational journey as a student of Rouse Hill High School.

Principal: Ms Chapman

Deputy Principal (Senior School): Mr Kelly

Deputy Principal (Middle School): Mr Medcalf



SCHOOL PROMOTION DAY

Rouse Hill High School will be starting the 2019 school year on Tuesday 20 November 2018. Students in Year 7 and Year 8 will be promoted to their following year in Week 6 of Term 4.

Students will be issued with their new timetables and assessment booklets. Students will need to be equipped with books and stationery for the new year of study.

THE FIRST DAY 2019 – Year 7

School commences for Year 7 on Wednesday 30 January 2019 at 8.45am and finishes at 2.57pm.

During the day students will be issued with the 2019 timetables. Students will need to wear their full school uniform and bring their school bag, a book, pens and pencils, laptop, recess, lunch and a drink. The canteen will be open. Please contact Ms Sinderberry, the Transition Coordinator if you have any questions.

Program

Day 1 Wednesday 30 January 2019

- | | |
|----------------|---|
| 8.00am | Parents and Students are invited to a BBQ breakfast provided by the P&C. |
| 8.45am | Students will be directed to assemble in the school hall. Parents are welcome to stay for the "Welcome to High School" assembly. |
| 9:30am | Assembly will conclude and parents will be asked to leave. Students will then be organised into their class groups, meet their classmates and learn where to meet as a class. |
| 10:03am | Students are escorted to their classrooms and complete ice-breaker and getting to know you activity. Students will receive their timetables and learn how to read them and where to find their classes. |
| 10:42am | Recess |
| 11:12am | "Big Fish, Little Fish" presentation. |
| 12.30pm | Students are escorted to their classes and will learn about the assessment booklet, class expectations and homework. They will receive instructions on how to access Google Classroom. |
| 1:09 pm | Lunch |
| 1.39pm | Students are escorted to their classes and will continue to learn about the assessment booklet, class expectations and homework. They will receive instructions on how to access Google Classroom. |
| 2:45pm | Assembly in quadrangle
Expectations of Day 2
Students will be directed on how to depart school grounds. |
| 2:57pm | End of Day 1 |

Day 2 Thursday 31 January 2019

- | | |
|---------------|---|
| 8.45am | Students will attend normal timetabled classes for Thursday Week B and will be joined by our Senior students. |
|---------------|---|

THE FIRST DAY 2019 – Years 8 & 9

School commences for Years 8 and 9 on Friday 1 February 2019 at 8.45am and finishes at 2.57pm.

Program

Day 1 Friday 1 February 2019 – (Whole School Assembly)

8.45am Students are to go to their Period 1A lesson for Friday Week B

10.03am Period1B lesson for Friday Week B

10.42am RECESS

11.12am Period 2 Year 8 & 9 lesson for Friday Week B

11.51am Period 3 Year 8 & 9 lesson for Friday Week B

12.30pm Period 4 Year 8 & 9 lesson for Friday Week B

1.09pm LUNCH

1.39pm Period 5 Year 8 & 9 lesson for Friday Week B

2:57pm END OF DAY

Day 2 Monday 4 February 2019

8.45am Students will attend normal timetabled classes for Monday Week A

2019 Term Dates for RHHS

Term 1	<u>Wednesday, 30 January 2019</u>	-	<u>Friday, 12 April 2019</u>
Term 2	<u>Tuesday, 30 April 2019</u>	-	<u>Friday, 5 July 2019</u>
Term 3	<u>Monday, 22 July 2019</u>	-	<u>Friday, 27 September 2019</u>
Term 4	<u>Monday, 14 October 2019</u>	-	<u>Wednesday 18 December 2019</u>

Rouse Hill High School - School Development Days 2019

Term 1	<u>Tuesday, 29 January 2019</u>
Term 2	<u>Monday, 29 April 2019</u>
Term 4	<u>Monday, 18 November 2019</u> <u>Thursday, 19 December 2019</u> <u>Friday, 20 December 2019</u>

CONTACT INFORMATION

Address: 240 Withers Road, Rouse Hill 2155
P.O Box 6120, Rouse Hill 2155

Phone: 9836 1890
Fax: 9629 2590

Email: rousehill-h.school@det.nsw.edu.au

Web: www.rousehill-h.schools.nsw.gov.au

School App: Skoolbag

School Code: 8291 Metropolitan North, The Ponds

Office hours are from 8.00am – 3.45pm if you need to contact the school.

KEY STAFF

Principal: Ms K Chapman

Deputy Principal (Senior School): Mr S Kelly

Deputy Principal (Middle School): Mr D Williams

Head Teacher – Administration: Mr N Cluness

Head Teacher – Wellbeing: Ms A Quiney

School Counsellor: Ms K Rutherford

The Counsellor is able to assist students in solving problems that impact on their school life.

School Careers Adviser: Ms K Henson

The Careers Adviser is able to assist Senior students with all enquiries and assistance with work experience, subject selection, TAFE and University applications.

Head Teachers

Provide support for students and staff within their faculties. Any curriculum queries are to be directed to the subject Head Teachers.

Middle School Team

Year 7	Transition Coordinator	Ms Natalie Sinderberry
Year 8	Resilience Coordinator	Mr Shaun Minahan
Year 9	Wellbeing Coordinator	Ms Melissa Kane
	Leadership Coordinator	Ms Liz Casey

SCHOOL HOURS

School begins each day at 8.45am, except Wednesday, and concludes at 2.57pm.

Supervision of students in the quad occurs from 8.15am. A bell sounds between periods.

Assemblies are held during Weeks 5 and 10 each term. Please check the school calendar for the final dates.

Sport is held on Wednesdays and is compulsory for Years 7 – 10. All students need to attend the Swimming and Athletics Carnivals to meet mandatory sport requirements.

Bell Times

<u>Monday, Tuesday, Thursday, Friday</u>		<u>Wednesdays</u>	
Period 1A	8:45am – 10:03am	Period 1	8:56am – 9:35am
Period 1B	10:03am – 10:42am	Period 2	9:35am – 10:03am
Recess	10:42am – 11:12am	Recess	10:03am – 10:33am
Period 2	11:12am – 11:51am	Period 3 (7/8 Sport)	10:33am – 12:30pm
Period 3	11:51am – 12:30pm	Lunch	12:30pm – 1:00pm
Period 4	12:30pm – 1:09pm	Period 4 (9/10 Sport)	1:00pm – 2:57pm
Lunch	1:09pm – 1:39pm		
Period 5	1:39pm – 2:57pm		

ATTENDANCE AND ABSENCES

Missing school means your child misses out on vital information and maintaining learning routines. This can result in a loss of confidence and missing out on forming vital friendships.

Attendance is recorded each day. As a parent or caregiver you are responsible for ensuring your child attends school every day, including sports days unless your child:

- has an unavoidable medical or dental appointment (preferably these should be made after school or during holidays)
- is required to attend a recognised religious holiday
- is required to attend an exceptional or urgent family circumstance (such as attending a funeral)
- is sick, or has an infectious illness.

Students need to attend school regularly to meet the course requirements of the Higher School Certificate.

If you are having difficulty getting your child to attend school regularly, you might like to talk to the deputy principal or the school counsellor.

If your child has to be absent from school for any reason, including arriving late or leaving early, please contact the school to explain the reason by return sms, phone, email, or written note as soon as possible and within seven days.

Information regarding compulsory school attendance can be accessed on our school website: <https://rousehill-h.schools.nsw.gov.au/about-our-school/rules-and-policies.html>

ATTENDANCE SMS

Parents of students absent from school will be notified daily via SMS, between approximately 9.00 – 10.00am.

Any attendance SMS will be sent in the following order based on our school records:

1. The mobile number listed against 'Mother' and if there is no mobile recorded;
2. The mobile number listed against 'Father' and if there is no mobile recorded;
3. No SMS will be sent

If you would prefer any SMS to be sent to the mobile listed against 'Father' or an alternate number, please email your request to the school. Please include the following when emailing details of the variation.

To: Rousehill-h.School@det.nsw.edu.au

Subject: Student emergency contact details update

Please reply to the SMS with your child's name the reason for absence and the date of absence as per the sample.

Please note that the SMS is sent through the school attendance software *Millennium* and the school mobile number associated with the SMS, 0427 016 460, can only be used for attendance SMS. To verify the reply SMS, the mobile number used to reply is automatically cross-referenced against your child's Millennium record.

Rouse Hill High School records show John Citizen is absent Monday, 6 August 2018. Please reply SMS student name/absence reason/absence date.

John Citizen / Sick with the flu / 6 Aug 2018

MILLENNIUM PARENT PORTAL

The Millennium Parent Portal is used to distribute school reports. The portal can be accessed at the following URL <https://www.millenniumschoools.net.au/portal/>

To login parents use their unique username and password. These details have been emailed to parents in 2018 and will be again emailed to parents during Term 1, 2019.

The Millennium Parent Portal allows parents to print historical school reports and also view their child's attendance record.

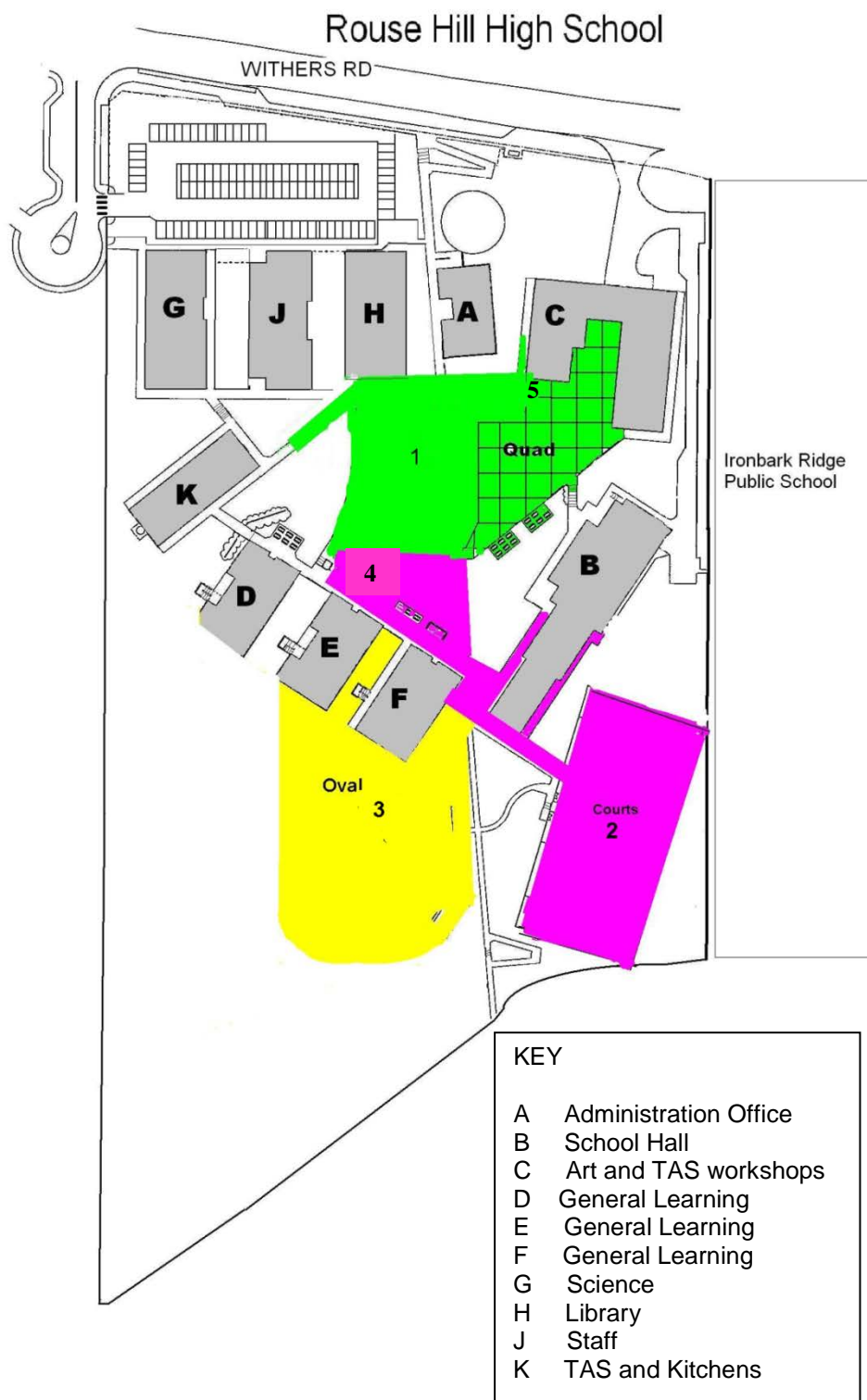
Video tutorials on how to access the portal and print reports can be viewed at the school Youtube channel. This can be accessed through an internet search of "Rouse Hill High School Youtube Channel", by clicking on the Youtube link on the school website or entering the following URL:

<https://www.youtube.com/channel/UCLtwL4vFErUNkaGRbglrD-g>

Please contact the school if you need support in accessing your child's school report.

SCHOOL MAP

**Permitted Playground
Areas for students
During recess and lunch time:**
 Area 1: Quad
 Area 2: Courts
 Area 3: Oval
 Area 4: Grass
 Area 5: Canteen



DARE TO EXCEL

Rouse Hill High School continues to grow in 2019 as an outstanding educational facility. Our aim is to develop students who are **d**ynamic, **a**ccountable, **r**esilient and **e**ngaged learners. We encourage students to live up to our school banner statement of **DARE TO EXCEL**.

Dare incorporates our values platform and was developed with input from parents, students and staff.

Dynamic. To be active, involved and energetic.

If we are going to be dynamic we need to get involved in democratic processes, in decision making and by making the most of leadership opportunities. The school and the wider community will provide a dynamic environment both in the classroom and in co-curricular activities so that we have the opportunity to be active and involved in our learning and can achieve our potential.

Accountable. To give an account for our actions.

We need to take responsibility for our actions, good and bad, and we hope that we will be recognised for our achievements. We need to be behaving in a way that shows integrity and honesty. The school will provide learning, welfare and discipline procedures that hold all accountable and encourage us to do more while becoming good citizens.

Resilient. To recover quickly after a problem and be adaptable.

It is important for us to develop the skills to cope when things don't always turn out the way we want. We can develop resilience by treating one another with respect and fairness. The school maintains a safe environment where we are encouraged to take risks by trying out new learning opportunities while feeling secure, safe, cared for and respected.

Engaged. To be involved, occupied or working.

To be engaged we have to cooperate and work with one another. The school needs to provide opportunities and experiences for us to become engaged, and achieve our best in not only school activities, but as a school community we need to look for ways to become involved or to give back to the wider community.

YEAR 7 SAMPLE TIMETABLE

Rouse Hill High School

Year 7

Week A

Monday

P1A	PDHPE	07TPDHPEA	Ms D Dameski	E4
P1B	LOTE	07TLANGUA	Mrs K Wang	F7
P2	Mathematics	07TMATHSA	Ms V Zacharia	D10
P3	HSIE	07THSIEXA	Ms M Castle	D110
P4	HSIE	07THSIEXA	Ms M Castle	D110
P5	Creative Arts	07VARTS8A	Mr M Wallace	C28

Tuesday

P1A	English	07TENGLIA	Mrs P Healey	E104
P1B	SHIFT	07TSHIFTA	Mr D Williams	F104
P2	LOTE	07TLANGUA	Mrs K Wang	F7
P3	LOTE	07TLANGUA	Mrs K Wang	F7
P4	LOTE	07TLANGUA	Mrs K Wang	F7
P5	PDHPE	07TPDHPEA	Ms D Dameski	E4

Wednesday

P1A	HSIE	07THSIEXA	Ms M Castle	D110
P2	My Choice	CHOICE02A	Mr M Wallace	C28
P3	Sport	SP2078RS1	Ms S Kirby	C29
P4	TAS	07TECHM8A	Mrs K Wilson	C3

Thursday

P1A	English	07TENGLIA	Mrs P Healey	E104
P1B	HSIE	07THSIEXA	Ms M Castle	D110
P2	Science	07TSCIENA	Mr J Duggan	G13
P3	Science	07TSCIENA	Mr J Duggan	G13
P4	Science	07TSCIENA	Mr J Duggan	G13
P5	PDHPE	07TPDHPEA	Ms D Dameski	E104

Friday

P1A	SHIFT	07TSHIFTA	Mr D Williams	F104
P1B	SHIFT	07TSHIFTA	Mr D Williams	F104
P2	Mathematics	07TMATHSA	Ms V Zacharia	D10
P3	Mathematics	07TMATHSA	Ms V Zacharia	D10
P4	Mathematics	07TMATHSA	Ms V Zacharia	D10
P5	Science	07TSCIENA	Mr J Duggan	G13

Week B

Monday

P1A	Creative Arts	07VARTS8A	Mr M Wallace	C28
P1B	LOTE	07TLANGUA	Mrs K Wang	F7
P2	English	07TENGLIA	Mrs K Wang	E104
P3	English	07TENGLIA	Mrs P Healey	E104
P4	English	07TENGLIA	Mrs P Healey	E104
P5	Mathematics	07TMATHSA	Ms V Zacharia	D10

Tuesday

P1A	Science	07TSCIENA	Mr J Duggan	G13
P1B	TAS	07TECHM8A	Mrs P Rai	C3
P2	PDHPE	07TPDHPEA	Ms D Dameski	E4
P3	PDHPE	07TPDHPEA	Ms D Dameski	E4
P4	HSIE	07THSIEXA	Ms M Castle	D110
P5	SHIFT	07TSHIFTA	Mr D Williams	F104

Wednesday

P1A	HSIE	07THSIEXA	Ms M Castle	D110
P2	My Choice	CHOICE02A	Mr M Wallace	C28
P3	Sport	SP2078RS1	Ms S Kirby	C29
P4	LOTE	07TLANGUA	Mrs K Wang	F7

Thursday

P1A	LOTE	07TLANGUA	Mrs K Wang	F7
P1B	Mathematics	07TMATHSA	Ms V Zacharia	D10
P2	English	07TENGLIA	Mrs P Healey	F113
P3	English	07TENGLIA	Mrs P Healey	F113
P4	TAS	07TECHM8A	Mrs K Wilson	C3
P5	Science	07TSCIENA	Mr J Duggan	G13

Friday

P1A	HSIE	07THSIEXA	Ms M Castle	D110
P1B	School Based	07TDISCOA	Ms N Sinderberry	F104
P2	TAS	07TECHM8A	Mrs K Wilson	C3
P3	TAS	07TECHM8A	Mrs K Wilson	C3
P4	TAS	07TECHM8A	Mrs K Wilson	C3
P5	Mathematics	07TMATHSA	Ms V Zacharia	D10

Points to Note:

- Recess is after Period 1B - (Period 2 on Wednesday)
- Lunch is after Period 4 - (Period 3 on Wednesday)
- The classroom for Period 2 Wednesday may change each term

HELPFUL HINT: it is a good idea to colour code your subjects on the timetable

STUDENT GUIDE – WHAT TO DO IF?

I need to leave school early	Bring a note, written and signed by a parent/guardian explaining the reason and stating your name and class. Take this note to the Administration Office as soon as you arrive at school. You will then attend class until the time noted on your pass. Before you leave the school you must return to the Administration Office to receive your pass and sign out using automated sign out system.
I arrive late to school	You must go to the Administration Office to sign in. You should have a note from your parent/guardian explaining the reason for your lateness. Students who arrive late without a note will be asked to return a note of explanation the following day. Attendance & late arrivals are monitored by the Deputy Principal, fortnightly.
I am absent from school	On the day you return after an absence, you must bring a note stating your name, days absent and reasons for that absence. Place the note in the box provided in the Administration Office. If you are expecting to be away from school for an extended period of time, your parent/guardian should ring the school. Parents may email or fax in absent notes or otherwise use the Skoolbag App, or reply to attendance SMS to notify school of reasons for absence.
I ride my bike/skateboard to school	On arrival, walk your bike to the racks near the Administration Office. Secure your bike with a lock and chain. You must wear a safety helmet on arrival and departure from school.
I need to go to the toilet during class time	Ask your teacher for permission and a note and go to the Administration Office.
I feel sick at school	Report to the Administration Office during recess or lunch. Someone will arrange for your parent/guardian to take you home. If you feel ill during class time your teacher will give you a note sending you to the Administration Office.
I am injured at school	Report to the Administration Office for First Aid.
I need to bring my mobile phone/iPod to school	Keep your mobile phone/iPod with you at all times. You are responsible for its safety and the school takes no responsibility for theft or damage. All phones must be kept safe and out of sight. All other electronic devices must be used appropriately at school.
I have a personal problem or am having some hassles	Tell a teacher and/or report the matter to a member of the Middle School Team.
I am out of uniform	Report to the Deputy Principal before school. You will be provided with a uniform to wear for the day or a uniform pass. Teachers will be checking and reporting uniform breaches each morning. Students who are out of uniform without a note will be required to see the Deputy Principal at recess.
Leaving school grounds in the afternoon	Walkers are to leave via the Administration Office and exit through the top gate to Withers Road, the Science gate or the back gate. Students should not exit through the service gate. If you are being picked up by car, you are to leave via the Science block and await pickup on the footpath outside the main gate/car park entrance. If you ride a bike/skateboard you are to walk your bike/skateboard on a pathway and may leave via either gate.

RAISING RESPONSIBILITY

Staff at Rouse Hill High School are committed towards establishing positive classroom environments conducive to learning through the use of routines and positive interactions that focus upon choice and the provision of critical feedback.



The Raising Responsibility model is a key aspect used to promote student reflection and self-awareness. Teachers support students to identify behaviour that is 'above the line' or 'below the line', assisting individuals to monitor and adjust their own behaviour.

Staff encourage all students to strive towards operating at the 'D level', this involves demonstrating a high level of self-drive and enthusiasm for learning consistent with intrinsic motivation.

Students operating at the 'A level' are provided additional methods of support to maintain our positive learning environments.

WHOLE SCHOOL PROGRAMS

Rouse Hill High School is committed towards developing and implementing strategies to encourage successful student participation in school life through a **growth mindset** approach.

FIXED MINDSET

Leads to a desire to look smart and therefore a tendency to:

- avoid challenges
- give up easily due to obstacles
- see effort as fruitless
- ignore useful feedback
- be threatened by other's success

GROWTH MINDSET

Leads to a desire to learn and therefore a tendency to:

- embrace challenges
- persist despite challenges
- see effort as a path to mastery
- learn from criticism
- be inspired by other's success

PROJECT BASED LEARNING

Our Middle School teaching and learning programs at Rouse Hill High School involve Project Based Learning (PBL). This engaging, student centred approach develops students' creative and critical thinking skills in a collaborative learning environment. PBL is an educational approach that is widely trialled globally, consisting of a large body of contemporary research that has been evaluated and adapted to Rouse Hill High School's context.

Students are able to develop innovative and unique solutions within a structured and scaffolded framework, enhancing key 21st Century skills and cross-curricula links. Students often have the opportunity to engage with industry professionals from a large field of expertise, strengthening their understanding of subject area content through real world application.

These highly engaging teaching and learning sequences allow students to access content through a wide range of learning styles, supporting engagement and diverse abilities. Programs across the Middle School are taught within our PBL framework, assisting students to succeed in a digital world and learn key communication strategies. This Middle School focus creates learners who are resilient, engaged, creative and accountable, preparing them for the demands of the Senior School courses and their future careers.

STUDENT MEDICAL DETAILS & HEALTH CONCERNS

It is essential that the school is informed of any medical conditions. This includes allergies. We ask that you also contact the school if there are any newly diagnosed allergies, medical conditions or changes to an existing condition. This will enable the school to support the safety and wellbeing of your child.

Allergies can include insect stings, drugs, latex, food (eg; nuts, peanuts, eggs). The school needs to be informed of severe allergies such as anaphylaxis, including the need for an ASCIA (Australian Society Clinical Immunology & Allergy Inc) plan and an adrenaline auto-injector.

The school also needs to be notified of medical conditions such as asthma, diabetes and epilepsy.

Completion of a health care plan and/or ASCIA Action plan may be required.

BIOMETRICS: ATTENDANCE RECORDING

Rouse Hill High School has implemented an automated sign in process for students to help us streamline our attendance recording practices. This system is particularly useful for Senior students who have a flexible timetable and will be starting and finishing school at alternative times. The system will also enable those students who arrive late to be processed quickly enabling them to go to class as soon as possible.

The process includes the scanning of each students thumb to record their unique measurements against their student number in a secure, encrypted database. This is **NOT** a finger print, rather a set of measurements of the contours of the thumb known as a template.

When a student arrives late to school they will simply scan their thumb and the system will record their arrival time and print a docket for them to show to their teacher when they reach class. This docket is also a record for parents/carers. Senior students with a flexible timetable will scan their thumb on arrival at school and when leaving the school.

Questions often arise about privacy and biometrics. Biometric devices never capture or use optical images. Instead, unique data is extracted from the live sample to create a template (a mathematical representation of an enrollee's biometric data that is used by a biometric system for comparison against a database). The template basically contains point to point or vector measurement data.

This automated system has been discussed and supported by the Rouse Hill High School P&C Association.

CURRICULUM

Courses of Study: Middle School

All students in Middle School undertake a mandatory core curriculum. This includes:

- English
- Mathematics
- Science
- Human Society and its Environment
- Personal Development, Health & Physical Education (PDHPE)
- Languages Other Than English (LOTE) – Mandarin (Year 7 only)
- Project SHIFT (Year 7 only)
- Technology and Applied Studies (Years 7 and 8)
- Visual Arts (Years 7 and 8)
- Music (Year 8 only)
- Sport
- My Choice (Student selected skills and interest groups)
- Year Coordinator lessons (skills and wellbeing development)
- 3 elective subjects (Year 9 only)

Assessment booklets will be issued to all students on Tuesday 20 November 2018. Booklets will be available on the school's website.

YEAR COORDINATOR LESSONS

7 Discover – 8 Explore – 9 Create

Year coordinator lessons occur once a fortnight and are delivered by each of the Year coordinators throughout Middle School. YC lessons are an opportunity for students to develop skills and understanding related to Rouse Hill High School's core values of developing Dynamic, Accountable, Resilient and Engaged students. The lessons are designed by the Middle School Team drawing on educational research and resources from wellbeing agencies. Each term has a central focus and builds in complexity from Years 7 to 9. The focus of lessons throughout Middle School include; anti-bullying, digital citizenship, drug and alcohol education, anti-racism and social justice.

MY CHOICE

Throughout 2019 students will learn skills and develop passions in student elected interest groups. Each group is designed around both feedback from students and teachers to build on strengths of students and provide opportunities to develop skills for success at school. These groups will be formed with a combination of students from Years 7 – 9 and follow a series of short sequenced lessons building student confidence, engagement and skills. Students may elect new interest groups each term.

LIBRARY

Welcome to the Rouse Hill High School Library. The Library is a communal space with its primary function being to support students and staff by providing the resources, equipment and space to facilitate teaching and learning and the love of reading.

What the Teacher Librarian can do for you:

- ❖ Provide a space for individual and group learning
- ❖ Provide a variety of resources e.g.
 - Fiction: novels, short stories, picture books, graphic novels, spoken word and DVD's.
 - Non-fiction: books, journals, spoken word and DVD's and reference resources e.g. atlases and dictionaries.
- ❖ Teach information and research skills e.g. decoding an assignment, research skills, essay writing, note taking and writing a bibliography.
- ❖ Provide "How to" sheets, for example writing a bibliography or using specific text types.
- ❖ Provide Subject Resource Lists: lists of books and other resources on specific subjects such as Ancient Egypt.
- ❖ Help students find relevant information sources.
- ❖ Provide board games. There are regular chess competitions plus we have the following games - Connect Four, Checkers and Yahtzee.

TECHNOLOGY IN 2019

Rouse Hill High School is committed to providing an engaging learning environment for all students and we are keen to support teaching and learning utilising one to one devices. After trials and evaluations of Chromebook and BYOD (Bring Your Own Device), one to one technology models, Rouse Hill High School introduced Chromebooks in 2015. Chromebooks offer a cost effective, low maintenance one to one solution that best meets the teaching and learning needs of staff and students at Rouse Hill High School.

All students in Years 7-12 who don't already have a suitable device are requested to purchase a Chromebook (or other suitable device) ready for use from the beginning of 2019.

In order to facilitate easy purchase of the chosen BYOD Chromebooks, Rouse Hill High School has engaged the services of two third party suppliers, School Locker (the school uniform supplier) and Learning with Technologies (LWT). Both School Locker and LWT have set up an order portal with school recommended Chromebook device options. School Locker also offer the opportunity to purchase higher specification devices (PCs and Apple Macs) which exceed school needs but may offer greater versatility for the device to be used at home for personal usage. Please note that the school can only offer limited support with getting these higher specification devices connected to the wireless network.

Both School Locker and LWT offer the option to package protective carry cases and extended warranties with the purchase of your Chromebook device. In addition to this, they also offer the option to finance the purchase of a device (subject to credit approval criteria).

www.studyskillshandbook.com.au

Rouse Hill High School is a subscriber to the ELES Online Study Skills Handbook.

The ELES Online Study Skills Handbook provides a comprehensive and interactive online guide for the school community (students, parents and teachers) as to the study skills needed for success in high school studies. This approach taps into students' affinity with technology to create a new and effective way to improve students' study skills.

This is a great online resource for parents and students to address all their study skills issues and concerns and enable students to learn new ways to improve their results at school. The handbook has a huge amount of information for both students and parents as well as a large number of interactive activities.

To access the handbook, go to www.studyskillshandbook.com.au and **login as a subscriber** with these details:

Username: rousehillhs
Password: 172results

The topics currently covered by the handbook are:

at home

1. Home Study Environment
2. Organisation and Filing
3. Time Management Skills
4. Managing Workload
5. Dealing with Distractions
6. Overcoming Procrastination
7. Developing Motivation
8. Goal Setting
9. Lifestyle and Balance
10. Managing Stress

at school

1. Will we ever use this?
2. Using Classtime
3. Asking for Help
4. Dealing with Conflict
5. Groupwork Skills

specific skills

1. Reading Skills
2. Writing Skills
3. Mathematical Skills
4. Language Skills
5. Research Skills
6. Presentation Skills
7. Science Skills

tests and exams

1. Summarising
2. Active Studying
3. Preparing for Exam Blocks
4. Test-Taking Techniques
5. After Tests & Exams

extra 'general' mini-units

1. Starting Secondary School
2. Becoming a Senior Student
3. Bullying: Issues and Strategies
4. Managing Part-Time Jobs
5. Your Brain and Memory
6. Live Your Best Life
- + Educational Kinesiology
- + Living Across 2 Houses
- + Travel: A Motivator to Learn
- + Uni: Lecture Note-Making

extra 'technology' mini-units

1. Technology Tools
2. Basic Computer Skills
3. Be CyberSmart
- + Useful Apps for iPads
- + Microsoft OneNote

In addition to the huge amount of content, the systematic program for students to work through includes: online quizzes, summary sheets, worksheets, lots of FAQs answered, articles and links, online polls, facility to submit questions, helpful grids and planners, jokes and quotes, student thoughts, images and photos, students can submit ideas to win, competitions, audio and video files, streaming audio (to allow students the option to read or listen to the content) And: new content added regularly, new units added each year, new features added regularly. There is also a tracking system where students save the results of their end of unit quizzes and modules over the years.

Please note:

The above user name and password is for the use of the secondary school parents and students **AT OUR SCHOOL ONLY**. Please do not pass our school's details onto students or parents from other schools or other individuals or organisations as this is a prosecutable breach of copyright and also will result in frequent password changes for our school. Please also ensure you read through the terms of use the first time you access the handbook.

We encourage all parents and students to take advantage of this opportunity to further develop their students' study skills abilities through this online resource.

Ph: 0416 293 087 Fax: 02 9908 1893
info@enhanced-learning.net
www.enhanced-learning.net

Copyright © Enhanced Learning Educational Services 2005



**Enhanced Learning
Educational Services**
"the study skills specialist"

EXTRA CURRICULAR

DUKE OF EDINBURGH	The Duke of Edinburgh Award is an international youth development program for young people aged between 14 and 25. It challenges students to explore and develop their potential through a range of activities including physical recreation, community service, skills and adventurous journeys.
CONCERT BAND	This group is made up of brass, woodwind and percussion instruments. The band performs at school assemblies and play arrangements of popular music and film themes scored for beginners.
VOCAL ENSEMBLE	This group frequently performs at school events singing a range of repertoire from pop culture.
TECH NINJAS	This group is for students with a particular interest in technology. Students learn about and experiment with a variety of new and emerging technologies including virtual reality, coding, robotics, computer building and more. Students engage in MakerSpace activities to challenge themselves and learn skills, both practical and fun.
DEBATING	Debating provides students with an opportunity to hone their skills in constructing a logical argument. Teams are open to experienced and novice debaters. Throughout the year students will be provided with on-going training and compete in regional competitions.
CHESS	The Library hosts regular chess competitions. These may be knockout or round robin.
SPORT	Zone and Regional competitions as they arise.
DRAMA ENSEMBLE	Drama is a fun and interactive way to build performance skills by participating in games and group work. Students prepare work for public showings and meet once to twice a week.
VISUAL ARTS MASTER CLASS	Students can participate in this weekly workshop to extend their artistic abilities across a range of mediums.
SCHOOL LEADERSHIP PROGRAM	Students in all years are offered Leadership opportunities by representing their year group, becoming Sports Leaders and applying to be School Captains in Year 1.2.
DANCE ENSEMBLES	There are numerous Dance Ensembles that operate at Rouse Hill High School. Students in the ensembles compete in Dance Eisteddfods.
CHINA CLUB	This is a weekly lunch time club designed to foster student's interest in all things Chinese. We learn about Chinese arts, crafts, games, traditional instruments, cooking and many other aspects of Chinese culture and language.

Other extra-curricular activities are also available.

SPORT

Junior Sport (Years 7/8) is on Wednesday during Period 3 and Senior Sport (Years 9/1.0) is on Wednesday during Period 4. Sport options fall into three categories:

- Grade Sport
- House Sport (Year 7/8 only)
- Recreational Sport (Years 8, 9 and 1.0 only)

Grade Sport

All students will trial for grade sport teams at the beginning of each sport cycle. Once selected, grade teams will play against other local schools on a home/away basis. A cost to cover bus travel and hire of local venues will be required.

House Sport

Students will participate in a variety of different team sports where they can practise skills and learn the value of team work, sportsmanship, communication, etc.

Recreational Sport

Recreational sport is only for Years 8, 9 and 1.0. There will be a variety of options which may change with each sport cycle. It may involve an activity at school (eg. table tennis) or leaving the school premises (eg. recreational walking). There are also recreational sports that may involve a fee (eg. gym).

Sports Uniform

Students wear sports uniform on Wednesdays and are required to bring enclosed leather shoes to change into if they have a practical Science or elective lesson.

SPECIAL RELIGIOUS EDUCATION

The Application to Enrol in a government school form asks about religion where parents/carers may have recorded your child's religion. The question also allowed for 'no religion' to be recorded. Some parent/carers complete this information and others do not.

This information is used to plan for Special Religious Education classes (SRE) which are provided in public schools during school time by authorised representatives of approved religious groups. 'Kellyville and Rouse Hill Christian Education Employer' (KARCHEE) and the Catholic Diocese of Parramatta provide SRE at Rouse Hill High School. Rouse Hill churches linked include: Anglican, Assembly of God, Baptist, Catholic, Church of Christ, Lutheran, New Life, Seventh Day Adventist, Salvation Army, Uniting Church and Independent.

Attendance at SRE is voluntary and schools organise SRE according to parent wishes and the demands of the religious provider. Public schools are required by law to offer SRE if they are approached by religious groups.

Students who have indicated that they would like to attend scripture lessons will do so once a fortnight. Remaining students will do revision, homework or private study during this time. SRE occurs during normal timetabled lessons.

Special religious events may occur throughout the year e.g. guest speakers or performances. When these events are organised, students will bring home a permission note seeking parent/carer permission to attend.

Information regarding Special Religious Education can be accessed on our school website:

<https://rousehill-h.schools.nsw.gov.au/learning-at-our-school/religion-and-ethics.html>

COMMUNICATIONS AND CELEBRATIONS

➤ Newsletter	Twice a Term
➤ Formal/Recognition Assembly	Twice a Term
➤ Reports	Interim Term 1 Semester 1 Term 2 Interim Term 3 Semester 2 Term 4
➤ Meet the Teacher – Year 7	Term 1, Week 7
➤ Parent Teacher Interviews	Term 2, Week 3 Term 3, Week 3
➤ P&C Meeting	Week 4 and 8 of each Term, Monday 7pm

SAFETY AT SCHOOL

At Rouse Hill High School we hope to ensure the safety of all students, staff and visitors to our school. For students this involves safe travel to school, thinking and acting safely while at school and safe behaviour when travelling home through our community. We can be accountable for our safety by:

- Ensuring we follow road rules when travelling to and from school
- Arriving at school on time – students are to remain in the quadrangle before school
- Being equipped for lessons
- Correctly wearing the school uniform including appropriate footwear for protection
- Exhibiting responsible and sensible behaviour at all times
- Showing respect for property and for other people
- Keeping hands off to solve problems peacefully
- Telling a teacher if something is wrong
- Following directions to participate positively
- Accepting the consequences of my actions
- Wearing the school hat and following sun safe procedures
- Using the Bruce Purser car park for drop off and pick up of students. Parents should not use the school car park. Caballo Avenue is also available for students to be picked up.

By working together we can promote the safety of ourselves, our peers and teachers to help maintain our positive, healthy and safe environment.

RIGHTS AND RESPONSIBILITIES

This policy covers the rights and responsibilities expected from students attending Rouse Hill High School.

Rights and responsibilities

At the foundation of our rights and responsibilities is the ideal of being a dynamic, accountable, resilient and engaged learner. Within each ideal our core values are embedded. This platform forms the basis of our work at Rouse Hill High School.

The rights and responsibilities are based on the belief that we must **respect the rights** of all to learn and **take responsibility** for our own learning and behaviour.

By practising the responsibilities shown below, students achieve success and recognition.

daRe		Rights We have the right to:	Responsibilities We have the responsibility to:
D	Dynamic	<ul style="list-style-type: none"> learn in a challenging and productive environment contribute to RHHS and the wider community 	<ul style="list-style-type: none"> participate in provided opportunities achieve through leadership model good behaviour actively participate in the school community
A	Accountable	<ul style="list-style-type: none"> feel safe achieve and be recognised for our efforts assistance and support with our learning 	<ul style="list-style-type: none"> represent the school in a positive way account for our actions achieve our personal best demonstrate safe behaviour
R	Resilient	<ul style="list-style-type: none"> respectful and fair treatment in an environment free from harassment and bullying seek help when needed 	<ul style="list-style-type: none"> display resilience and flexibility respect others through inclusive and tolerant behaviour report bullying behaviour contribute as a productive member of a team
E	Engaged	<ul style="list-style-type: none"> learn in a co-operative and supportive environment participate in a wide variety of activities 	<ul style="list-style-type: none"> demonstrate pride, co-operation and enthusiasm in our work help, support and care for one another strive for excellence in all activities listen and communicate in an effective manner

At Rouse Hill High School, our learners are dynamic, accountable, resilient and engaged.

BEHAVIOUR CODE FOR STUDENTS

NSW Department of Education

Behaviour code for students NSW public schools

NSW public schools are committed to providing safe, supportive and responsive learning environments for everyone. We teach and model the behaviours we value in our students.

In NSW public schools students are expected to:

- Respect other students, their teachers and school staff and community members
- Follow school and class rules and follow the directions of their teachers
- Strive for the highest standards in learning
- Respect all members of the school community and show courtesy to all students, teachers and community members
- Resolve conflict respectfully, calmly and fairly
- Comply with the school's uniform policy or dress code
- Attend school every day (unless legally excused)
- Respect all property
- Not be violent or bring weapons, illegal drugs, alcohol or tobacco into our schools
- Not bully, harass, intimidate or discriminate against anyone in our schools

Schools take strong action in response to behaviour that is detrimental to self or others or to the achievement of high quality teaching and learning.

Behaviour Code for Students: Actions

Promoting the learning, wellbeing and safety of all students in NSW Public Schools is a high priority for the Department of Education.

We implement teaching and learning approaches to support the development of skills needed by students to meet our high standards for respectful, safe and engaged behaviour.

Respect

- Treat one another with dignity
- Speak and behave courteously
- Cooperate with others
- Develop positive and respectful relationships and think about the effect on relationships before acting
- Value the interests, ability and culture of others
- Dress appropriately by complying with the school uniform or dress code
- Take care with property

Safety

- Model and follow departmental, school and/or class codes of behaviour and conduct
- Negotiate and resolve conflict with empathy
- Take personal responsibility for behaviour and actions
- Care for self and others
- Avoid dangerous behaviour and encourage others to avoid dangerous behaviour

Engagement

- Attend school every day (unless legally excused)
- Arrive at school and class on time
- Be prepared for every lesson
- Actively participate in learning
- Aspire and strive to achieve the highest standards of learning

The principal and school staff, using their professional judgment, are best placed to maintain discipline and provide safe, supportive and responsive learning environments. The department provides a policy framework and resources such as Legal Issues Bulletins, access to specialist advice, and professional learning to guide principals and their staff in exercising their professional judgment. In this context the NSW Government and the Department of Education will back the authority and judgment of principals and school staff at the local level.

education.nsw.gov.au



ANTI-BULLYING POLICY

This document provides a summary of Rouse Hill High School's anti-bullying policy.

Bullying is not acceptable.

Students at Rouse Hill High School have a safe and happy environment in which to work and socialise. Bullying is not accepted. Dare to say 'NO' to bullying and harassment.

The school anti-bullying policy is based on our DARE approach where students are dynamic, accountable, and resilient and engaged when participating in positive interactions with peers, staff and the community.

At Rouse Hill High School all students, teachers and parents/carers have a shared responsibility to create a safe and happy environment.

What is bullying?

Bullying is when the following things happen again and again to someone and it is hard for the student being bullied to stop these things from happening:

- being ignored, left out on purpose or not allowed to join in;
- being made fun of and teased in a mean and hurtful way;
- lies or nasty stories are told about someone to make other children not like them;
- being made afraid of getting hurt;
- staring or giving someone mean looks or gestures;
- forcing someone to do things they don't want to;
- being kicked, hit or pushed around.

Bullying can occur face-to-face, indirectly through others or via the use of technology e.g. mobile phone, internet. Bullying is used by a more powerful person to cause fear, distress and/or harm against a less powerful person unable to stop the bullying from occurring.

What can you do about it?

If you are being bullied....	If you see someone being bullied....
<ul style="list-style-type: none">• Be confident. Use strong, assertive 'I' statements in a positive way. Eg "I don't like that. Please stop."	<ul style="list-style-type: none">• Support the person being bullied. Be a good, caring friend.
<ul style="list-style-type: none">• Be around your friends, they can support and help you.	<ul style="list-style-type: none">• Stick up for your friend; let the person being bullied know they are not alone.
<ul style="list-style-type: none">• Report the bullying behaviour to a teacher. Let your parents know what is happening.	<ul style="list-style-type: none">• Ask a teacher for help and report the bullying behaviour.
<ul style="list-style-type: none">• Ignore bullies where possible. Walk away from people who are harassing you.	<ul style="list-style-type: none">• Don't be a spectator - do something to help – if you do nothing you are part of the problem.
<ul style="list-style-type: none">• Be careful with your internet password, what you put on the internet and how you use your mobile phone.	<ul style="list-style-type: none">• Don't join in bullying behaviour.

**It's OK to talk! It's OK to ask for help!
Dare to say 'NO' to bullies.**

Talk to a teacher or one of the **Learning School Team** including the Resilience Coordinator

AEROSOL POLICY

This policy covers the use of aerosol sprays and perfume pump-packs for students attending Rouse Hill High School.

At Rouse Hill High School, as with the rest of the community, we have a number of students and staff who suffer from asthma.

The following is taken from Asthma Australia (http://www.asthmaaustralia.org.au/Aerosol_sprays.aspx)

“Aerosol sprays are popular and commonly used for applying lots of products, from the personal (like body sprays or deodorants) to the domestic (like cleaning sprays). However for some people with asthma their use can trigger symptoms and may even lead to an attack.

When used, the liquid contained in these sprays is emitted into the air under high pressure, creating a fine mist which can spread quite a long way. The chemicals and strong smells in the mist, when inhaled, are what can trigger asthma symptoms and a possible attack. Because of the amount of time the spray stays in the air and the distance it can travel, even spraying some distance from the person with asthma can still lead to problems.

This most often causes issues in areas like change rooms, where people are using spray deodorants etc after exercise, and even in workplaces if there is cleaning being undertaken while there are others working in the area.

We recommend you avoid using aerosol sprays whenever there are other people around - there are usually plenty of good alternatives available.”

(1st March 2015)

To provide the safest environment, students are banned from bringing aerosol sprays and perfume pump-packs to Rouse Hill High School. This includes for any excursions, camps or other onsite or offsite activities. Risk management strategies will be in place for any aerosol sprays used as part of school business.

Aerosol sprays or perfume pump-packs brought to school by students will be confiscated and disposed of.

The most common form of aerosol spray available to students are spray deodorants. Alternatives such as roll-on deodorants are encouraged. Repeated breaches of this policy will result in disciplinary action.

UNIFORM POLICY

This policy covers the wearing of school uniform to school, on excursions and for special events.

Rouse Hill High School is a uniform school. The uniform has been designed and endorsed by the P&C Association. It is the school community expectation that all students will wear the uniform without variation.

School uniform builds a sense of community and ownership in the student body, ensuring pride in the school and its attainments as well as forming a lasting impression of the school in the wider community. It contributes to the development of student self discipline and self esteem, allowing clear identification within the school and community.

The dress code

- The school uniform must be worn at all times without individual variation.
- Years 7 – 1.0 must wear their school uniform on Monday, Tuesday, Thursday and Friday.
- On Wednesday, students may wear their school uniform or sport uniform. If students have a timetabled practical Technology or Science lesson on Wednesday, leather shoes must be worn. (See next page).
- Students are expected to be neat, tidy and well groomed at all times.
- Jewellery is to be small and unobtrusive and of a safe design. Students will be required to remove unsafe and inappropriate jewellery.
- Students representing the school are required to wear full school uniform.
- If undershirts are worn, they should be white only. All garments worn under the uniform must not be visible.
- The school hat is the only hat worn at school, on school excursions or for sporting events.
- For formal events students must be in school uniform, especially if they are participating in the assembly.
- Students are expected to wear school uniform on school excursions unless otherwise notified
- Makeup, If worn, is to be minimal and appropriate for school.
- Specialist uniform for dance and hospitality classes must be worn only for the duration of these classes.

Girls school uniform

- Middle School (years 7, 8, 9). White blouse with burgundy piping and school logo
- Senior School (years 1.0, 1.1, 1.2). White shirt with logo
- Tartan skirt (charcoal, burgundy, citrus) with pleats, knee length
- Trousers, charcoal
- White socks that cover the ankles
- Black tights during terms 2 – 3
- Black V-neck jumper with logo (cotton or wool)
- Official Year 1.2 Jersey
- Black leather shoes, traditional style
- Black scarf with school logo
- daRe hat
- Black school blazer, optional
- Burgundy tie bow, optional
- Black school backpack with the school logo

Boys school uniform

- Middle School (years 7, 8, 9). White pinstripe shirt with school logo
- Senior School (years 1.0, 1.1, 1.2). White shirt with logo
- Charcoal shorts or trousers
- Grey socks that cover the ankles
- Black V-neck jumper with logo (cotton or wool)
- Official Year 1.2 Jersey
- Black leather shoes, traditional style
- Black scarf with school logo
- daRe hat
- Black school blazer, optional
- Tie – burgundy with school logo, optional
- Black school backpack with the school logo

Sport & PE uniform

The sport uniform may be worn to school on Wednesdays only. Students will change into the sport uniform for timetabled PE practical lessons.

- | | |
|-----------------------------------|---|
| • Charcoal and citrus sport shirt | • Sports socks |
| • Charcoal sport short | • Charcoal tracksuit jacket with logo, optional |
| • Joggers | • Charcoal tracksuit trousers with logo, optional |

Technology uniform

- | | |
|-----------------------------|-------------------------------|
| • White apron – hospitality | • Blue apron – workshop rooms |
|-----------------------------|-------------------------------|

If a student is unable to wear their uniform, they need to report to the Deputy Principal before the start of lesson one. Students will be loaned the required uniform article where possible. Students with inappropriate or unsafe footwear will be withdrawn from the playground at recess and lunch. If a student is continually out of uniform, consequences will be given.

FOOTWEAR POLICY

This policy covers the wearing of acceptable and unacceptable school footwear.



All students are required to wear plain black, leather shoes to school. Acceptable school uniform shoes should have full leather uppers with no breather holes or fabric, and have a reasonable sole thickness. Boots or shoes that cover the ankle are not acceptable.

In practical Science and Technology lessons, it is a Work Health and Safety requirement and a Department of Education regulation, that appropriate, safe leather shoes are worn.

Shoes are required to be plain black with no other colour present. Plain black shoe laces should also be worn.

On Wednesdays, students have the option of wearing their sport uniform to school with runner/jogger style of shoes appropriate for participation in sporting activities. If students have a practical lesson (Science or Technology) on Wednesdays they need to bring their regular school shoes for those lessons.

Acceptable examples of plain black leather shoes

✓		✓	
---	--	---	---

Unacceptable examples of shoes for normal school wear

✗ *		✗ *	
✗		✗	
✗ *		✗ *	



This style of shoe is acceptable for wearing during sporting activities

The normal opening hours during school term are:

Tuesdays & Wednesdays: 8.00am – 10.00am, Thursdays: 2.00pm – 4.00pm

Boys Formal Uniform

Junior & Senior Boys Uniform

Shirt Junior Short Sleeve Stripe	\$30.00
Shirt Senior Short Sleeve White	\$30.00
Short Formal Grey	\$35.00
Trouser Formal Grey	\$50.00
Tie Boys	\$20.00
Sock Grey 3pk	\$13.95

Girls Formal Uniform

Junior & Senior Girls Uniform

Blouse Junior Short Sleeve w/ Trim	\$30.00
Blouse Senior Short Sleeve White	\$30.00
Skirt Formal Check	\$50.00
Pant Formal Grey	\$45.00
Tie Girls	\$12.00
Sock White 3pk	\$9.95
Tight Black	\$8.50

Winter Formal Uniform

Unisex Winter Uniform

Jumper Cotton Black	\$70.00
Jumper Wool Black	\$70.00
Blazer Black	\$120.00

Sport Uniform

Unisex Sport Uniform

Polo Sport Lime/Grey	\$30.00
Short Sport Grey	\$25.00
Jacket Sport M/F	\$70.00
Pant Sport M/F	\$40.00
Sock White 3pk	\$9.95

Accessories

Bags

Backpack Black	\$68.00
Bag Sport	\$8.00

Headwear


Cap Grey	\$14.00
Hat Bucket Grey	\$15.00

Hospitality & TAS

Apron Hospitality White	\$10.00
Polo Hospitality Black	\$25.00
Apron TAS Navy	\$10.00

Winter

Scarf	\$15.00
-------	---------



The School Locker Rouse Hill High School
240 Withers Rd, Rouse Hill, NSW, 2155
P 02 8796 2100
E RouseHillHS@theschoollocker.com.au

Prices effective 23rd July 2018. Prices are subject to change.
Finance options available. Please see in-store for details.

www.theschoollocker.com.au

Additional hours:

Monday 19 November 2018 - 8am-3pm
Tuesday 20 November 2018 - 8am-10am
Tuesday 4 December 2018 - 8am-4pm (Orientation day)
Monday 14 January 2019 - 9am-12pm
Tuesday 15 January 2019 - 9am-12pm
Wednesday 23 January 2019 - 12pm-3pm
Thursday 24 January 2019 - 12pm-3pm
Tuesday 29 January 2019 - 9am-11am (Staff Development Day)
Wednesday 30 January 2019 - 8am-10am (Year 7)
Thursday 31 January 2019 - 2pm - 4pm (Year 1.0, 1.1 & 1.2)
Friday 1 February 2019 - 2pm-4pm (Year 8 & 9)

GENERAL EQUIPMENT REQUIREMENTS

Please find below a list of general equipment requirements followed by Year group specific book and equipment requirements.

All students are required to bring daily for every subject:

- At least 1 blue, black and red pen, a pencil and sharpener, a ruler, an eraser, a glue stick, a small pair of scissors, coloured pencils and pencil case. **Correction fluid is not permitted at school.**
- Their **personal laptops fully charged**. Further details about the schools BYOD policy and recommended devices can be found on the school website.
- **Casio fx-82AU PLUS II scientific calculator**. The approved calculator is available from the uniform shop, The School Locker
- Fully enclosed leather school shoes are required for practical subjects (school requires them to be black).

YEAR 7 BOOK AND EQUIPMENT REQUIREMENTS

The book pack is a basic starter pack as we have endeavoured to keep the cost to a minimum. Books and equipment can be purchased from the uniform shop, The School Locker. Throughout the year, additional books and pens may be required.

A list of inclusions, or requirements, is shown below if you wish to purchase the books personally.

English	1 x 8mm 128 page exercise book
HSIE, PDHPE, Science	5 Subject Notebook – 300 Page
Language	1 x 8mm 128 page exercise book 1 x 3GB USB 1 x Artline 200 (0.4mm) black pen
Mathematics	Geometry set (compass, protractor, ruler) Casio fx82Au PlusII calculator 2 x 5mm 160 page grid book OR 1 x 240 page grid book
Technology	1 x display folder A4 20 pocket Apron – White (\$10 each at the uniform) 1 x 2GB (minimum) USB
Visual Arts	1 x Visual Arts diary (11 x 44) 120 page 1 x 2B lead pencil
General	1x pack of coloured pencils
	1 x pencil sharpener
	2 x highlighters
	1 x 21 gm glue stick
	2 x blue pens
	2 x black pens
	2 x red pens
	1 x clear plastic 30cm ruler

YEAR 8 BOOK AND EQUIPMENT REQUIREMENTS

English	1 x 8mm 96 page (minimum) exercise book A4 size
HSIE, PDHPE, Science	3 Subject Notebook – 300 Page
Mathematics	Geometry set (compass, protractor, ruler) Casio <i>fx82Au</i> Plus II calculator 1 x 240 page grid book
Music	1 x 8mm 128 page exercise book 1 x Guitar Pick
Technology	1 x display folder A4 20 pocket 1 x 64 page exercise book 1 x White Apron 1 x 8GB USB
Visual Arts	1 x Visual Arts diary (11 x 44) 120 page 1 x 2B lead pencil

YEAR 9 BOOK AND EQUIPMENT REQUIREMENTS

COMPULSORY SUBJECTS	
English	1 x 128 page (minimum) exercise book A4 size
HSIE, PDHPE, Science	3 Subject Notebook – 300 Page
Mathematics	Geometry set (compass, protractor, ruler), Casio <i>fx82Au</i> calculator 1 x 256 page grid book
ELECTIVES	
Child Studies	1 x 128 page exercise book
Commerce	1 x 128 page exercise book
Drama	1 x A4 160 page exercise book 1 x process diary (logbook for the IP and GP)
Food Technology	1 x 128 page exercise book, 1 x A4 display folder White apron, glue and scissors
Industrial Technology - Engineering	1 x 96 page exercise book 1 x A4 display folder
Industrial Technology - Metal	1 x 96 page exercise book 1 x A4 display folder
Industrial Technology - Multimedia	1 x 8GB USB, 1 x graphic pencil 1 x A4 64 page exercise book 1 x A4 display folder
Industrial Technology - Timber	1 x 96 page exercise book 1 x A4 display folder
Information And Software Technology	1 x A4 display folder 1 x 300 page A4 exercise book 1 x 8GB USB
International Studies	1 x 160 page exercise book
iSTEM	1 x 96 page exercise book 1 x A4 Visual Arts diary
Music	1 x 128 page exercise book 1 x A4 display folder
Photography	1 x Visual Arts diary supplied (once fees are paid) 1 x 8GB USB
Physical Activity & Sports Studies (PASS)	1 x 128 page exercise book
Visual Arts	1 x Visual Arts diary supplied (once fees are paid) 1 x 2B lead pencil

SCHOOL CONTRIBUTIONS 2019 – YEAR 7

This information provides details on contributions to be paid for Year 7 students.

Student Name:		Date:
Item	Cost	Amount being paid
General School Contribution	Child 1 \$100.00	\$
	Child 2 \$90.00	
	Child 3 \$80.00	
Brainstorm Production	\$10.00	\$
Camp	\$280.50	\$
Carnivals (Swimming and Athletics – entry and transport costs)	\$25.00	\$
Gala Day	\$5.00	
P&C Levy	\$25.00	\$
Technology	\$60.00	\$
Visual Arts	\$35.00	\$
TOTAL		\$

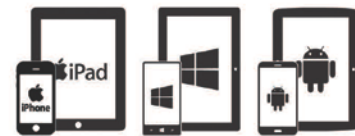
SCHOOL CONTRIBUTIONS 2019 – YEAR 8

Student Name:		Date:
Item	Cost	Amount being paid
General School Contribution	Child 1 \$100.00	\$
	Child 2 \$90.00	
	Child 3 \$80.00	
High Resolves	\$10.00	\$
Carnivals (Swimming and Athletics – entry and transport costs)	\$25.00	\$
P&C Levy	\$25.00	\$
Music	\$10.00	\$
Technology	\$60.00	\$
Visual Arts	\$35.00	\$
TOTAL		\$

SCHOOL CONTRIBUTIONS 2019 – YEAR 9

Student Name:		Date:	
Item	Cost		Amount being paid
General School Contribution	Child 1	\$100.00	\$
	Child 2	\$90.00	
	Child 3	\$80.00	
High Resolves		\$10.00	\$
Carnivals (Swimming and Athletics – entry and transport costs)		\$25.00	\$
P&C Levy		\$25.00	\$
Dance		\$100.00	\$
Drama		\$40.00	\$
Food Technology		\$85.00	\$
Ind Tech - Engineering		\$70.00	\$
Ind Tech – Metal		\$70.00	\$
Ind Tech - Multimedia		\$30.00	\$
Ind Tech - Timber		\$75.00	\$
Information Software & Technology		\$20.00	\$
iSTEM		\$100.00	\$
Music		\$20.00	\$
Photographic & Digital Media		\$110.00	\$
Visual Arts		\$80.00	\$
TOTAL			\$

SKOOLBAG APP



How To Install Skoolbag On Your Smartphone

For iPhone and iPad users:

1. Click the "App Store" icon on your Apple device.
2. Type your school name in the search, using suburb name will help.
3. You will see your school appear, click "Get" then "install".
4. The app is FREE to download.
5. When installed click "Open"
6. Select "OK" to receive push notifications, when asked.
7. Click the "More" button on the bottom right of the App, then "Setup".
8. Toggle on the Push Categories that are applicable for you by tapping the on/off switch.



For Android users:

You must first have signed up with a Google Account before installing the app.

1. Click the "Play Store" button on your Android Device
2. Click the magnifying glass icon at the top and type in your school name, using suburb name will help.
3. Click the school name when it appears in the search.
4. Click the "Install" button.
5. Click "Accept" for various permissions (please note, we do not modify any of your personal data on your device).
6. Click "Open" when installed.
7. Click the "More" button on the bottom right of the App, then "Setup".
8. Toggle on the Push Categories that are applicable for you by tapping the on/off switch.

Please Note: Some brands of Android phones need the setting in "Notification Manager" changed to "Allow" instead of "Notify" in order for the push notifications to work. The phone must also be running at least version 4 system software to run the app.



For Windows 8.1 Phone and Windows 8.1 or 10 device users:

1. Go to the Windows Store on your 8.1 Windows Phone or Windows 8.1/10 Device
2. Search for "Skoolbag" in the keyword app search
3. Install the Skoolbag app
4. Find your school either by using the keyword search or location service.
5. Click the "Pin" icon to pin the school tile to your Windows Phone home screen.
6. Click the "More" button on the bottom right of the App, then "Setup"
7. Toggle the Push Categories that are applicable to you by tapping the on/off switch.

Please Note: The Skoolbag Windows App is for 8.1 version Windows Phones, or Windows 8.1 and 10 devices.



Find out more at www.skoolbag.com.au

Don't forget to like us on Facebook!

ROUSE HILL HIGH SCHOOL FACEBOOK PAGE

This Rouse Hill High School Facebook page was established in 2016 as a forum for staff to communicate with students and parents about activities and events throughout the school year. Please "Like" our page to receive updates about events and information that relates to our school, and to recognise and acknowledge the achievements of students at Rouse Hill High School.

Search for: "Rouse Hill High School" using the Facebook app, Facebook website or the following URL
www.facebook.com/rousehillhighschool

The official page has the cover photo as shown below



We like positive comments and posts but we don't tolerate personal attacks.

We ask all users to be respectful & responsible users of the RHHS Facebook Page



Rouse Hill HS has a number of **Facebook Administrators** who monitor the page. Any posts that are repetitive, written in capital letters, use offensive language or are unlawful, will be removed

RULES of ENGAGEMENT

Posts and comments should not be abusive, bullying, defamatory or vilify any individual, group, the school or the Department of Education

We remind online users to apply the principles of **good digital citizenship** when communicating through our Facebook Page.

While we welcome **positive comments and posts and constructive criticism** about school business, activities and events, we **do not** endorse or support negative defamatory comments or abuse

For related DoE policies and/or the Rouse Hill High School Policy see:
<http://www.dec.nsw.gov.au/> or
<http://www.RouseHill-h.schools.nsw.edu.au/>