

# **SENIOR SCHOOL Information Booklet**

**Years 1.0, 1.1 & 1.2**

A large, stylized 3D geometric graphic at the bottom of the page. It consists of several green rectangular blocks of varying sizes and orientations, some of which are shaded with grey to create a sense of depth and perspective. The blocks are arranged in a way that suggests they are part of a larger, complex structure.

**2019**

# **CONTENTS**

WELCOME TO SENIOR SCHOOL 2019.....	2
SCHOOL PROMOTION DAY .....	3
FIRST DAY 2019 .....	3
CONTACT INFORMATION.....	4
KEY STAFF .....	4
SCHOOL HOURS .....	5
ATTENDANCE AND ABSENCES.....	5
ATTENDANCE SMS .....	6
MILLENNIUM PARENT PORTAL .....	6
SCHOOL MAP .....	7
DARE TO EXCEL .....	8
THE TIMETABLE STRUCTURE .....	9
STUDENT GUIDE – WHAT TO DO IF?.....	10
STUDENT MEDICAL DETAILS & HEALTH CONCERNS .....	11
BIOMETRICS: ATTENDANCE RECORDING.....	11
THE AIMS OF SENIOR STUDY .....	12
CURRICULUM OVERVIEW.....	12
STAGE 6 – YEARS 1.1 and 1.2 HSC & ATAR .....	13
UAC (Universities Admission Centre) and ATAR (Australian Tertiary Admission Rank).....	14
YEAR 1.0 BOOK AND EQUIPMENT REQUIREMENTS .....	15
YEAR 1.1 & 1.2 BOOK AND EQUIPMENT REQUIREMENTS .....	16
CAREERS.....	18
COMMUNICATIONS AND CELEBRATIONS .....	18
LEARNING @ THE LIBRARY – FOR SENIOR STUDENTS .....	20
TECHNOLOGY IN 2019 .....	21
SPECIAL RELIGIOUS EDUCATION .....	21
EXTRA CURRICULAR.....	22
SPORT.....	23
SAFETY AT SCHOOL .....	24
RIGHTS AND RESPONSIBILITIES .....	25
BEHAVIOUR CODE FOR STUDENTS.....	26
BULLYING .....	27
AEROSOL POLICY .....	28
UNIFORM POLICY .....	29
FOOTWEAR POLICY .....	30
SCHOOL CONTRIBUTIONS 2019 – YEAR 1.0.....	32
SCHOOL CONTRIBUTIONS 2019 – YEARS 1.1 & 1.2.....	32
SKOOLBAG APP .....	33
ROUSE HILL HIGH SCHOOL FACEBOOK PAGE.....	34

# **WELCOME TO SENIOR SCHOOL 2019**

Welcome to our Senior Students 1.0, 1.1 and 1.2 for 2019.

In this booklet we have tried to give as much information as possible so that when you start on your first day you will feel confident and happy.

Rouse Hill High School offers an excellent academic program, highly qualified teachers and a safe and caring learning environment. We encourage students to take advantage of the exciting range of educational and extra curricula opportunities that are available and to always daRe to achieve their best.

Rouse Hill High School is a modern, vibrant comprehensive high school with rich relationships with the primary schools of our learning community. In 2019, Rouse Hill High School will have Year 7 through to Year 1.2 enrolments of approximately 850 students. You will be a valued part of the Rouse Hill High School culture of success and educational excellence.

Tuesday 20 November 2018 is Rouse Hill High School's Promotion Day. All students will progress to their next grade level and begin studying the curriculum for that year.

Exciting times are ahead and we look forward to seeing you next year as you continue your educational journey as a student of Rouse Hill High School.

Ms Chapman

Principal

Mr Kelly

Deputy Principal (Senior School)

Mr Medcalf

Deputy Principal (Middle School)



# SCHOOL PROMOTION DAY

Rouse Hill High School will be starting the 2019 school year on Tuesday 20 November 2018. Students will be issued with their new timetables and assessment booklets. Students will need to be equipped with the stationery and equipment for their new year of study.

Exciting times are ahead and we look forward to seeing you next year as you continue your educational journey as a student of Rouse Hill High School.

## FIRST DAY 2019

School commences for Senior students on Thursday 31 January 2019. Students will need to be in full school uniform and bring their school bag, laptops, books and other equipment for their timetabled lessons. The canteen will be open.

Year 7 will have already commenced school on Wednesday 30 January, while Year 8 and 9 will commence school on Friday 1 February 2019.

### Program

#### **Day 1 8.45am Thursday 31 January 2019**

Students will arrive for school at normal time and go to the hall for a short assembly. They will then be directed to their Period 1 lesson for Thursday Week B and attend normal timetabled classes for the rest of the day.

#### **Day 2 8.45am Friday 1 February 2019 – (Whole School Assembly)**

Lessons as per timetable for Friday B.

### **2019 term dates for NSW Government Schools**

Term 1	<u>Wednesday, 30 January 2019</u>	-	<u>Friday, 12 April 2019</u>
Term 2	<u>Tuesday, 30 April 2019</u>	-	<u>Friday, 5 July 2019</u>
Term 3	<u>Monday, 22 July 2019</u>	-	<u>Friday, 27 September 2019</u>
Term 4	<u>Monday, 14 October 2019</u>	-	<u>Wednesday 19 December 2019</u>

### **Rouse Hill High School - School Development Days 2019**

Term 1	<u>Tuesday, 29 January 2019</u>
Term 2	<u>Monday, 29 April 2019</u>
Term 4	<u>Monday, 18 November 2019</u> <u>Thursday, 19 December 2019</u> <u>Friday, 20 December 2019</u>

# **CONTACT INFORMATION**

**Address:** 240 Withers Road, Rouse Hill 2155  
PO Box 6120, Rouse Hill 2155

**Phone:** 9836 1890

**Fax:** 9629 2590

**Email:** [rousehill-h.school@det.nsw.edu.au](mailto:rousehill-h.school@det.nsw.edu.au)

**Web:** [www.rousehill-h.schools.nsw.edu.au](http://www.rousehill-h.schools.nsw.edu.au)

**School Code:** 8291 Metropolitan North, The Ponds

**Office hours are from 8.00am – 3.45pm if you need to contact the school.**

## **KEY STAFF**

**Principal:** Ms K Chapman

**Deputy Principal (Senior School):** Mr S Kelly

**Deputy Principal (Middle School):** Mr R Medcalf

**Head Teacher – Administration:** Mr N Cluness

**Head Teacher – Welbeing:** Ms A Quiney

**School Counsellor:** Ms K Rutherford

The Counsellor is able to assist students in solving problems that impact on their school life.

**School Careers Adviser:** Ms K Henson

The Careers Adviser is able to assist Senior students with all enquiries and assistance with work experience, subject selection, TAFE and University applications, resumes.

### **Head Teachers**

Provide support for students and staff within their faculties. Any curriculum queries are to be directed to the subject Head Teachers.

### **Senior School Team**

Year 1.0	Connections Coordinator	Ms Diana Dameska
Year 1.1	Engagement Coordinator	Mr Grant Adams
Year 1.2	Achievement Coordinator	Ms Emma Devine
	Leadership Coordinator	Ms Liz Casey

# **SCHOOL HOURS**

School begins at 8.45am (8:56am on Wednesdays) and concludes at 2.57pm. A bell sounds between periods. Supervision of students in the quad occurs from 8.15am.

Assemblies are usually held during Period 2 Wednesday twice each term. Please check the school calendar for final dates.

Sport is held after lunch on Wednesdays and is compulsory for Year 1.0, while Years 1.1 and 1.2 students may elect to participate in grade sport. All students need to attend the Swimming and Athletics Carnivals to meet mandatory sport requirements.

## **Bell Times**

<b><u>Monday, Tuesday, Thursday, Friday</u></b>		<b><u>Wednesdays</u></b>	
<b>Period 1A</b>	8:45am – 10:03am	<b>Period 1</b>	8:56am – 9:35am
<b>Period 1B</b>	10:03am – 10:42am	<b>Period 2</b>	9:35am – 10:03am
<b>Recess</b>	10:42am – 11:12am	<b>Recess</b>	10:03am – 10:33am
<b>Period 2</b>	11:12am – 11:51am	<b>Period 3 (7/8 Sport)</b>	10:33am – 12:30pm
<b>Period 3</b>	11:51am – 12:30pm	<b>Lunch</b>	12:30pm – 1:00pm
<b>Period 4</b>	12:30pm – 1:09pm	<b>Period 4 (9/10 Sport)</b>	1:00pm – 2:57pm
<b>Lunch</b>	1:09pm – 1:39pm		
<b>Period 5</b>	1:39pm – 2:57pm		

# **ATTENDANCE AND ABSENCES**

Missing school means your child misses out on vital information and maintaining learning routines. This can result in a loss of confidence and missing out on forming vital friendships.

Attendance is recorded each day. As a parent or caregiver you are responsible for ensuring your child attends school every day, including sports days unless your child:

- has an unavoidable medical or dental appointment (preferably these should be made after school or during holidays)
- is required to attend a recognised religious holiday
- is required to attend an exceptional or urgent family circumstance (such as attending a funeral)
- is sick, or has an infectious illness.

Students need to attend school regularly to meet the course requirements of the Higher School Certificate.

If you are having difficulty getting your child to attend school regularly, you might like to talk to the deputy principal or the school counsellor.

If your child has to be absent from school for any reason, including arriving late or leaving early, please contact the school to explain the reason by phone, email, or written note as soon as possible and within seven days.

Information regarding compulsory school attendance can be accessed on our school website:

<https://rousehill-h.schools.nsw.gov.au/about-our-school/rules-and-policies.html>

# **ATTENDANCE SMS**

Parents of students absent from school will be notified daily via SMS, between approximately 9.00 – 10.00am.

Any attendance SMS will be sent in the following order based on our school records:

1. The mobile number listed against 'Mother' and if there is no mobile recorded;
2. The mobile number listed against 'Father' and if there is no mobile recorded;
3. No SMS will be sent

If you would prefer any SMS to be sent to the mobile listed against 'Father' or an alternate number, please email your request to the school. Please include the following when emailing details of the variation.

To: [Rousehill-h.School@det.nsw.edu.au](mailto:Rousehill-h.School@det.nsw.edu.au)

Subject: Student emergency contact details update

Please reply to the SMS with your child's name the reason for absence and the date of absence as per the sample.

Please note that the SMS is sent through the school attendance software *Millennium* and the school mobile number associated with the SMS, 0427 016 460, can only be used for attendance SMS. To verify the reply SMS, the mobile number used to reply is automatically cross-referenced against your child's Millennium record.

Rouse Hill High School records show John Citizen is absent Monday, 6 August 2018. Please reply SMS student name/absence reason/absence date.

John Citizen / Sick with the flu / 6 Aug 2018

## **MILLENNIUM PARENT PORTAL**

The Millennium Parent Portal is used to distribute school reports. The portal can be accessed at the following URL <https://www.millenniumschoools.net.au/portal/>

To login parents use their unique username and password. These details have been emailed to parents in 2018 and will be again emailed to parents during Term 1, 2019.

The Millennium Parent Portal allows parents to print historical school reports and also view their child's attendance record.

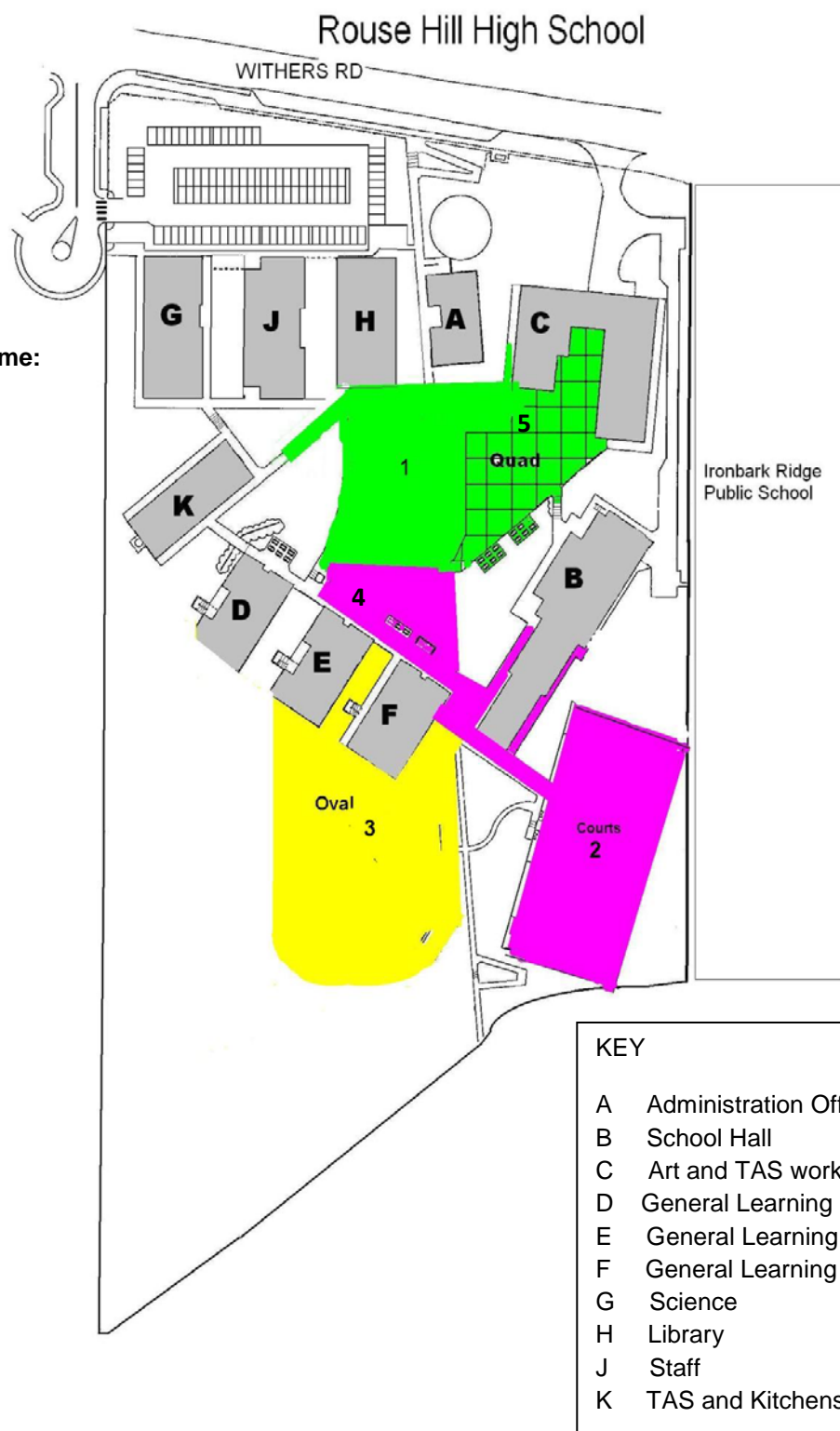
Video tutorials on how to access the portal and print reports can be viewed at the school Youtube channel. This can be accessed through an internet search of "Rouse Hill High School Youtube Channel", by clicking on the Youtube link on the school website or entering the following URL:

<https://www.youtube.com/channel/UCLtwL4vFErUNkaGRbglrD-g>

Please contact the school if you need support in accessing your child's school report.

# SCHOOL MAP

**Permitted Playground  
Areas for students  
During recess and lunch time:**  
 Area 1: Quad  
 Area 2: Courts  
 Area 3: Oval  
 Area 4: Grass  
 Area 5: Canteen





# **DARE TO EXCEL**

Rouse Hill High School continues to grow in 2019 as an outstanding educational facility. Our aim is to develop students who are **dynamic**, **accountable**, **resilient** and **engaged** learners. We encourage students to live up to our school banner statement of **DARE TO EXCEL**.

Dare incorporates our values platform and was developed with input from parents, students and staff.

**Dynamic.** To be active, involved and energetic.

If we are going to be dynamic we need to get involved in democratic processes, in decision making and by making the most of leadership opportunities. The school and the wider community will provide a dynamic environment both in the classroom and in co-curricular activities so that we have the opportunity to be active and involved in our learning and can achieve our potential.

**Accountable.** To give an account for our actions.

We need to take responsibility for our actions, good and bad, and we hope that we will be recognised for our achievements. We need to be behaving in a way that shows integrity and honesty. The school will provide learning, welfare and discipline procedures that hold all accountable and encourage us to do more while becoming good citizens.

**Resilient.** To recover quickly after a problem and be adaptable.

It is important for us to develop the skills to cope when things don't always turn out the way we want. We can develop resilience by treating one another with respect and fairness. The school maintains a safe environment where we are encouraged to take risks by trying out new learning opportunities while feeling secure, safe, cared for and respected.

**Engaged.** To be involved, occupied or working.

To be engaged we have to cooperate and work with one another. The school needs to provide opportunities and experiences for us to become engaged, and achieve our best in not only school activities, but as a school community we need to look for ways to become involved or to give back to the wider community.

# **THE TIMETABLE STRUCTURE**

The timetable follows a two week cycle of Week A and Week B.

## **Life Ready and Focus Lessons**

Every Wednesday during Period 2 there is an opportunity for you to work in small groups with your teacher to develop our DARE attributes being - Dynamic, Accountable, Resilient, Engaged students. Your teacher will guide you through a number of topics such as:

- Creating connections through friendship and belonging
- Working within and contributing to the community
- Promoting a safe and supportive school environment
- Managing change and stress
- Study and time management skills
- Careers topics covering work experience, resumes, job skills, HSC, ATAR etc.
- Leadership activities and responsibilities
- All My Own Work (Year 1.0)

A number of formal assemblies and year meetings will also take place during this time slot. It is a time for you to have the opportunity to develop your potential and celebrate your progress.

## **Timetable - Years 1.1 and 1.2**

There are some significant changes for the Year 1.1 and 1.2 timetables which are designed to accommodate TAFE and NESA extension subjects and the differing needs of individual students:

- Year 1.1 and 1.2 students do not need to participate in school sport. On Wednesday students leave the school at the end of Period 3, 12.30pm.
- Some students may attend TAFE and as a consequence their timetable will be different to other students.

## **Middle School Mentoring**

Students at Rouse Hill High School complete 6 units of study (3 HSC subjects) in their Year 1.1 of study and 6 units of study (3 HSC subjects) in their Year 1.2 of study. Some students nominate to complete additional study at TAFE as part of the HSC pattern of study.

Students may apply to discontinue enrolment in a subject subsequent to an interview and the submission of documentation to the Deputy Principal for consideration by the review panel.

If a student is successful in their application, they will be required to sign in at the office at recess and sign out at lunch on days in which their previously scheduled class occurred during period 1 or period 5 (Period 3 Wednesday). For all classes previously scheduled between recess and lunch, students will be timetabled to a middle school class to act as a mentor to students and assistant to the teacher.

# STUDENT GUIDE – WHAT TO DO IF?

I need to leave school early	Bring a note, written and signed by a parent/guardian explaining the reason and stating your name and class. Take this note to the Administration Office as soon as you arrive at school. You will then attend class until the time noted on your pass. Before you leave the school you must return to the Administration Office to receive your pass and sign out using automated sign out system.
I arrive late to school	You must go to the Administration Office to sign in. You should have a note from your parent/guardian explaining the reason for your lateness. Students who arrive late without a note will be asked to return a note of explanation the following day. Attendance & late arrivals are monitored by the Deputy Principal, fortnightly.
I am absent from school	On the day you return after an absence, you must bring a note stating your name, days absent and reasons for that absence. Place the note in the box provided in the Administration Office. If you are expecting to be away from school for an extended period of time, your parent/guardian should ring the school. Parents may email or fax in absent notes or otherwise use the Skoolbag App, or reply to attendance SMS to notify school of reasons for absence.
I ride my bike/skateboard to school	On arrival, walk your bike to the racks near the Administration Office. Secure your bike with a lock and chain. You must wear a safety helmet on arrival and departure from school.
I need to go to the toilet during class time	Ask your teacher for permission and a note and go to the Administration Office.
I feel sick at school	Report to the Administration Office during recess or lunch. Someone will arrange for your parent/guardian to take you home. If you feel ill during class time your teacher will give you a note sending you to the Administration Office.
I am injured at school	Report to the Administration Office for First Aid.
I need to bring my mobile phone/iPod to school	Keep your mobile phone/iPod with you at all times. You are responsible for its safety and the school takes no responsibility for theft or damage. <b>All phones must be kept safe and out of sight.</b> All other electronic devices must be used appropriately at school.
I have a personal problem or am having some hassles	Tell a teacher and/or report the matter to a member of the Middle School Team.
I am out of uniform	Report to the Deputy Principal before school. You will be provided with a uniform to wear for the day or a uniform pass. Teachers will be checking and reporting uniform breaches each morning. Students who are out of uniform without a note will be required to see the Deputy Principal at recess.
Leaving school grounds in the afternoon	Walkers are to leave via the Administration Office and exit through the top gate to Withers Road, the Science gate or the back gate. Students should not exit through the service gate. If you are being picked up by car, you are to leave via the Science block and await pickup on the footpath outside the main gate/car park entrance. If you ride a bike/skateboard you are to walk your bike/skateboard on a pathway and may leave via either gate.

# **STUDENT MEDICAL DETAILS & HEALTH CONCERNS**

It is essential that the school is informed of any medical conditions. This includes allergies. We ask that you also contact the school if there are any newly diagnosed allergies, medical conditions or changes to an existing condition. This will enable the school to support the safety and wellbeing of your child.

Allergies can include insect stings, drugs, latex, food (eg; nuts, peanuts, eggs). The school needs to be informed of severe allergies such as anaphylaxis, including the need for an ASCIA (Australian Society Clinical Immunology & Allergy Inc) plan and an adrenaline auto-injector.

The school also needs to be notified of medical conditions such as asthma, diabetes and epilepsy.

Completion of a health care plan and/or ASCIA Action plan may be required.

## **BIOMETRICS: ATTENDANCE RECORDING**

Rouse Hill High School has implemented an automated sign in process for students to help us streamline our attendance recording practices. This system is particularly useful for Senior students who have a flexible timetable and will be starting and finishing school at alternative times. The system will also enable those students who arrive late to be processed quickly enabling them to go to class as soon as possible.

The process includes the scanning of each students thumb to record their unique measurements against their student number in a secure, encrypted database. This is **NOT** a finger print, rather a set of measurements of the contours of the thumb known as a template.

When a student arrives late to school they will simply scan their thumb and the system will record their arrival time and print a docket for them to show to their teacher when they reach class. This docket is also a record for parents/carers. Senior students with a flexible timetable will scan their thumb on arrival at school and when leaving the school.

Questions often arise about privacy and biometrics. Biometric devices never capture or use optical images. Instead, unique data is extracted from the live sample to create a template (a mathematical representation of an enrollee's biometric data that is used by a biometric system for comparison against a database). The template basically contains point to point or vector measurement data.

This automated system has been discussed and supported by the Rouse Hill High School P&C Association.

# THE AIMS OF SENIOR STUDY

Years 1.1 and 1.2 represent the most significant stage of compulsory schooling. This stage culminates in the achievement of the Higher School Certificate (HSC).

Senior students demonstrate a more mature and independent attitude to their studies during this stage and reflect on the aims of achieving the HSC. Some students aim to:

- Continue on to tertiary studies at either TAFE or University
- Gain solid reports and references to support employment applications
- Maintain social contacts and friendships
- Gain work related skills

Senior students should aim to achieve the best possible outcome for them personally. This may be achieved by:

- Having clear goals and purpose
- Being committed to their study
- Maintaining positive participation in the classroom
- Managing time effectively and finding a balance between school and home life
- Developing responsible and independent work attitudes
- Building and maintaining positive relationships with their teachers and peers
- Taking advantage of opportunities offered by the school

## CURRICULUM OVERVIEW

### Year 1.0 and RoSA (Recognition of School Achievement)

RoSA is a credential provided by the NSW Board of Studies to students who meet the requirements for its award. The RoSA will show Year 1.0 grades as well as any grades for Year 1.1 (Preliminary) courses completed.

### Subject overview Year 1.0

All students in Year 1.0 undertake a mandatory core curriculum plus 2 elective subjects. This includes:

- |   |   |
|---|---|
| <ul style="list-style-type: none"><li>• English</li><li>• Mathematics</li><li>• Science</li><li>• Human Society and Its Environment</li><li>• Careers</li></ul> | <ul style="list-style-type: none"><li>• PDHPE (Personal Development, Health and Physical Education)</li><li>• Sport</li><li>• Focus</li><li>• 2 electives</li></ul> |
|---|---|

An Assessment booklet will be issued covering all subjects. Booklets will be available on the school's website.

Year 1.0 students are also required to participate in a compulsory **work experience** placement during Term 3.

During Semester 2 all Year 1.0 students will be offered the opportunity to select subjects for Stage 6 studies.

# **STAGE 6 – YEARS 1.1 and 1.2 HSC & ATAR**

The Higher School Certificate is a credential provided by the NSW Education Standards Authority (NESA). At Rouse Hill High School, the HSC is delivered to Years 1.1 and 1.2 via a compacted curriculum. Students undertake the Preliminary and HSC components of three of their subjects in one year (Year 1.1) and complete the remaining three subjects the following year (Year 1.2).

Students begin their Preliminary and HSC studies Week 6 of Term 4.

To satisfactorily complete the Preliminary and HSC courses, Senior students must demonstrate that they have worked with diligence to complete course outcomes. To ensure this, Senior students must:

- Have a satisfactory record of diligence, sustained effort and application in their studies;
- Complete the requirements of each course, including practical, oral and/or project work;
- Complete assessment requirements for each course.

To qualify for the Higher School Certificate students must satisfactorily complete a Preliminary pattern of study comprising at least 12 units and a HSC pattern of study comprising at least 10 units of study. Note that English is compulsory for all students qualifying for the HSC. Both patterns of study must include:

- At least two units of a Board Developed course in English;
- At least six units from Board Developed courses;
- At least three courses of two units value or greater (either Board Developed or Board Endorsed);
- At least four subjects;
- Students may count a maximum of six units from courses in Science.

More information about study patterns and subject choice are available in the Subject Selection booklet.

## **Disability Provisions**

Students who have concerns that may prevent them from performing to their potential in Stage 6 courses may apply for Disability Provisions. This may include rest breaks in exams, separate exam spaces or the provision of readers or writers. Applications for Disability Provisions **MUST** be submitted as early as possible. Contact the Deputy Principal for more information.

## **Subject Selection**

Rouse Hill High School offers a full range of 2 Unit NESA courses including Board Endorsed and Vocational Education programs across all KLA areas. Subjects delivered are determined by student demand and availability of staff; consequently courses on offer may vary from year to year. Students are given the opportunity to select Stage 6 subjects in Semester 2 each year.

# UAC (Universities Admission Centre) and ATAR (Australian Tertiary Admission Rank)

UAC is the central office that receives and processes applications for admission to most undergraduate courses at its participating institutions, as well as applications for Educational Access Schemes and Equity Scholarships. UAC notifies NSW HSC students of their ATAR and makes offers of enrolment on behalf of participating institutions, as well as processing applications for many postgraduate courses.

The Australian Tertiary Admission Rank (ATAR) is a number between 0 and 99.95. It provides a measure of a student's overall academic achievement in Year 12 in relation to their age cohort, and it helps institutions rank applicants for selection. In NSW the ATAR is calculated by the universities and released by UAC. The ATAR is based on an aggregate of scaled marks in ten units of ATAR courses, which must include two units of English (best two units of English and best eight units from the remaining subjects). It is important to remember that the ATAR is a rank, not a mark. A student's ATAR depends not only on their position in the courses they study, but on the performance of the other students in those courses, reflected in the courses' scaled means.

To be eligible to receive an ATAR students must satisfactorily complete at least 10 units of ATAR courses. ATAR courses are Board Developed courses which have Board examinations. ATAR courses are categorised as either A or B. A minimum of 8 units of category A courses are required for an ATAR.

Further information about UAC, ATAR and University Admission is available from the following website: <http://www.uac.edu.au/> or discuss university options with the school **Careers Adviser**.

## **Preliminary and HSC Courses on offer during 2019**

- |   |  |
|---|--|
| <ul style="list-style-type: none"><li>• 2 Unit English - Standard</li><li>• 2 Unit English - Advanced</li><li>• 2 Unit English Studies (B)</li><li>• 2 Unit Mathematics</li><li>• 2 Unit Mathematics Standard 2</li><li>• 2 Unit Biology</li><li>• 2 Unit Physics</li><li>• 2 Unit Investigating Science</li><li>• 2 Unit Economics</li><li>• 2 Unit Society &amp; Culture</li><li>• 2 Unit Business Studies</li><li>• 2 Unit Engineering Studies</li></ul> | <ul style="list-style-type: none"><li>• 2 Unit Modern History</li><li>• 2 Unit Ancient History</li><li>• 2 Unit Food Technology</li><li>• 2 Unit Hospitality (B) – VET</li><li>• 2 Unit Industrial Technology Timber</li><li>• 2 Unit Community and Family Studies</li><li>• 2 Unit Drama</li><li>• 2 Unit PDHPE</li><li>• 2 Unit Sport, Lifestyle &amp; Recreation</li><li>• 2 Unit Entertainment Industry (B)</li><li>• 2 Unit Photography, Video &amp; Digital Imaging</li><li>• 2 Unit Visual Arts</li></ul> |
|---|--|

# YEAR 1.0 BOOK AND EQUIPMENT REQUIREMENTS

This policy covers equipment required at school.

The following books and equipment will be required for Year 1.0 2018. Calculators are mandatory and used in years 7 – 12. The Casio *fx-82AU PLUS II* scientific calculator will be available from The School Locker. Students are required to bring their personal laptops fully charged to school every day. Further details about recommended devices can be found on the school website.

Please purchase the following requirements for your subjects for Tuesday 20 November 2018. Books and equipment can be purchased from the uniform shop, The School Locker. Where possible have books covered and labelled with name, year and subject.

All students are required to bring daily for every subject:

- At least 1 blue, black and red pen, a pencil and sharpener, a ruler, an eraser, a glue stick, a small pair of scissors and coloured pencils.
- Fully enclosed leather school shoes are required for practical subjects (school requires them to be black).

**\*\*Note all textbooks for Year 1.0 are supplied by the school.**

<b>COMPULSORY SUBJECTS</b>	
English	1 x 128 page (minimum) A4 exercise book 1x A4 display folder for portfolio coursework assessment task
HSIE, PDHPE, Science	3 Subject Notebook – 300 Page
Mathematics	1 x 256 page grid book 1 x CASIO fx82Au Plus II calculator 1 x geometry set (compass, protractor, ruler)
<b>ELECTIVES</b>	
Child Studies	1 x 128 page exercise book
Chinese	1 x English - Chinese dictionary
Commerce	1 x 128 page exercise book
Food Technology	1 x 64 page lined exercise book 1 x A4 display folder 1 x glue, scissors and apron (white)
Industrial Technology - Engineering	1 x 240 page A4 book 1 x A4 display folder
Industrial Technology - Timber	1 x 240 page A4 book 1 x A4 display folder
Information and Software Technology	1 x A4 display folder 1 x 300 page A4 lined book 1 x 8GB USB
iSTEM	1 x 96 page lined exercise book
Music	1 x 96 page lined exercise book 1 x A4 Display book
Photography & Digital Media	1x Photography Diary supplied (once fees are paid) 1x8GB USB
Physical Activity and Sports Studies (PASS)	1 x 96 page lined exercise book
Visual Arts	1 x Visual Arts diary supplied (once fees are paid)



# **YEAR 1.1 & 1.2 BOOK AND EQUIPMENT REQUIREMENTS**

This policy covers equipment required at school.

The following books and equipment will be required for Year 1.1 & 1.2 - 2018. Calculators are mandatory and used in years 7 – 12. The Casio *fx-82AU PLUS II* scientific calculator will be available from The School Locker. Students are required to bring their personal laptops fully charged to school every day. Further details about recommended devices can be found on the school website.

Please purchase the following requirements for your subjects for Tuesday 20 November 2018. Books and equipment can be purchased from the uniform shop, The School Locker.

All students are required to bring daily:

- A system for organising handouts from classes such as a folder with divisions for each subject. Plastic sleeves and A4 dividers may also be required.
- At least 1 blue, black and red pen, a pencil and sharpener, a ruler, an eraser, a glue stick, a small pair of scissors and coloured pencils.
- Fully enclosed black leather shoes.

## **Course specific requirements**

<b>Subject</b>	<b>Preliminary course</b>	<b>HSC Course</b>
Drama	1x 128 page ( minimum) A4 exercise book 2x Process Diaries (for IP and GP logbooks)	1x 128 page( minimum) A4 exercise book 2x Process Diaries (for IP and GP logbooks)
English ( Standard, Advanced)	2x 128 page A4 exercise books (or equivalent sections in a folder) 1x 128 page A4 journal/exercise book for the Common Module: Reading to Write	3 x 128 page A4 exercise books (or equivalent sections in a folder) 1x 128 page A4 journal/exercise book for The Craft of Writing
English (Studies)	1 x 128 page ( minimum) A4 exercise book 1x A4 display folder for the portfolio task	1 x 128 page ( minimum) A4 exercise book
Hospitality	Uniform pack consisting of 1 x RHHS Food & Beverage polo shirt & 1 x black waiter's apron (Available from the Uniform Shop.)	

**Subject Textbooks**

Stage 6 students are expected to purchase their own textbooks in all courses except English. A list of textbooks for Preliminary courses have been provided to students with a pre-order form. Students that have chosen to purchase textbooks through the school will receive their textbooks at the start of their course. A list of HSC course textbooks will be issued to students in Term 1, 2019

SUBJECT	TITLE	AUTHOR
Biology	Pearson Biology 11 NSW Skills & Assessment Book & Pearson Biology 11 NSW Student Book With Reader +	Sanders, Yvonne Siwinski, Sue Et Al
Business Studies	Business Studies In Action Prelim. 5th Ed.	Chapman
Community & Family Studies	Nelson Community & Family Studies Prelim. & HSC 2 <sup>nd</sup> Edition	Allison Beattie
Drama	Our Town Published 2013	Wilder, Thornton
Economics	The Market Economy Yr11 Prelim. 2018 Edition	Dixon
Engineering Studies	Engineering Studies – The Definitive Guide Volume 1 2 <sup>nd</sup> Edition	Copeland, Paul
Food Technology	Food Tech In Action Hsc & Prelim. Course 4 <sup>th</sup> Edition	Dengate
Hospitality	Cambridge Hospitality 4 <sup>th</sup> Ed Prelim. & Hsc Course	Holloway
Industrial Technology Timber	Woodworking Part 1 - 3 <sup>rd</sup> Edition	Leadbeater, Bruce Leadbeater, Michael
Investigating Science	Investigating Science In Focus Yr11	(Cengage)
Mathematics 2 Unit	Maths In Focus – Prelim. <b>Revised. 2<sup>nd</sup> Edition</b>	Grove
Mathematics Standard 2	Cambridge Maths Standard Yr11 2018 Ed.	Powers
Society & Culture	Society & Culture Prelim. & HSC (Nelson Cengage)	Leaver, Lovat
PDHPE	Outcomes 1 Prelim. 4 <sup>th</sup> Edition	Ruskin
Physics	Physics In Focus Year 11 1 <sup>st</sup> Edition	Wilson, Kate; Farr, Rob; Young, Philip

# **CAREERS**

Senior students can be supported with Careers at Rouse Hill High School by the Careers Advisor Ms Henson in the following ways:

- Work Experience
- A careers resources room centrally located in the Library
- Career and Transition planning
- Assistance with all areas of tertiary applications including University and TAFE
- Excursions to industry, TAFE, universities and expos
- Scholarship information
- Resume and CV development
- Interview skills and techniques
- Job Applications
- Provision of current career information through the school newsletters and website
- Access to presenters on career information
- Access to trainers for accreditation such as the White Card
- Apprenticeship, Traineeship and TVET applications
- Career website location and navigation

# **COMMUNICATIONS AND CELEBRATIONS**

➤ Newsletter	Twice a Term
➤ Formal/Recognition Assembly	Twice a Term
➤ Reports	Interim      Term 1
	Semester 1    Term 2
	Interim      Term 3
	Semester 2    Term 4
➤ Parent Teacher Interviews	Term 1, Week 3
	Term 2, Week 3
	Term 3, Week 3
➤ P&C Meeting	Week 4 and 8 of each Term, Monday 7pm

# www.studyskillshandbook.com.au

Rouse Hill High School is a subscriber to the ELES Online Study Skills Handbook.

The ELES Online Study Skills Handbook provides a comprehensive and interactive online guide for the school community (students, parents and teachers) as to the study skills needed for success in high school studies. This approach taps into students' affinity with technology to create a new and effective way to improve students' study skills.

This is a great online resource for parents and students to address all their study skills issues and concerns and enable students to learn new ways to improve their results at school. The handbook has a huge amount of information for both students and parents as well as a large number of interactive activities.

To access the handbook, go to [www.studyskillshandbook.com.au](http://www.studyskillshandbook.com.au) and **login as a subscriber** with these details:

**Username:** rousehillhs

**Password:** 172results

The topics currently covered by the handbook are:

## at home

1. Home Study Environment
2. Organisation and Filing
3. Time Management Skills
4. Managing Workload
5. Dealing with Distractions
6. Overcoming Procrastination
7. Developing Motivation
8. Goal Setting
9. Lifestyle and Balance
10. Managing Stress

## at school

1. Will we ever use this?
2. Using Classtime
3. Asking for Help
4. Dealing with Conflict
5. Groupwork Skills

## specific skills

1. Reading Skills
2. Writing Skills
3. Mathematical Skills
4. Language Skills
5. Research Skills
6. Presentation Skills
7. Science Skills

## tests and exams

1. Summarising
2. Active Studying
3. Preparing for Exam Blocks
4. Test-Taking Techniques
5. After Tests & Exams

## extra 'general' mini-units

1. Starting Secondary School
2. Becoming a Senior Student
3. Bullying: Issues and Strategies
4. Managing Part-Time Jobs
5. Your Brain and Memory
6. Live Your Best Life
- + Educational Kinesiology
- + Living Across 2 Houses
- + Travel: A Motivator to Learn
- + Uni: Lecture Note-Making

## extra 'technology' mini-units

1. Technology Tools
2. Basic Computer Skills
3. Be CyberSmart
- + Useful Apps for iPads
- + Microsoft OneNote

In addition to the huge amount of content, the systematic program for students to work through includes: online quizzes, summary sheets, worksheets, lots of FAQs answered, articles and links, online polls, facility to submit questions, helpful grids and planners, jokes and quotes, student thoughts, images and photos, students can submit ideas to win, competitions, audio and video files, streaming audio (to allow students the option to read or listen to the content) And: new content added regularly, new units added each year, new features added regularly. There is also a tracking system where students save the results of their end of unit quizzes and modules over the years.

### Please note:

The above user name and password is for the use of the secondary school parents and students **AT OUR SCHOOL ONLY**. Please do not pass our school's details onto students or parents from other schools or other individuals or organisations as this is a prosecutable breach of copyright and also will result in frequent password changes for our school. Please also ensure you read through the terms of use the first time you access the handbook.

**We encourage all parents and students to take advantage of this opportunity to further develop their students' study skills abilities through this online resource.**

Ph: 0416 293 087 Fax: 02 9908 1893  
info@enhanced-learning.net  
www.enhanced-learning.net

Copyright © Enhanced Learning Educational Services 2005



**Enhanced Learning  
Educational Services**  
"the study skills specialist"

# **LEARNING @ THE LIBRARY – FOR SENIOR STUDENTS**

The Library is a communal space with its primary function being to support students and teachers by providing the resources, equipment and space to facilitate teaching and learning and to promote reading for pleasure.

## **Library opening hours**

*Monday 8:15am to 4:15pm*

*Tuesday 8:15am to 3:00pm*

*Wednesday 8:15am to 4:15pm*

*Thursday 8:15am to 4:15pm*

*Friday 8:15am to 4:15pm*

*The Library may sometimes be closed due to conferences, workshops and exams*

## **Collections:**

- Fiction: includes novels, picture books, graphic novels
- Non-fiction: includes dictionaries, atlases etc and subject/topic specific texts for specific Preliminary and HSC topics
- Vertical File: includes articles
- Past exam papers – HSC
- Journals – both print and on-line
- Online access to collection available to students and teachers

## **Facilities:**

- Seminar rooms are available for group work or quiet study
- Recreational games e.g. chess (good for stress relief)
- Computer access via desktop computers

## ***What your Librarian can do for you!***

Your teacher Librarian can:

- Provide assistance with research
- Provide help with essay writing
- Create 'How To...' guides e.g. write a bibliography, in-text reference, note taking
- Provide resource lists for preliminary & HSC
- Provide hints on time management and study skills

## **Procedures and policies**

***Borrowing:*** 3 fiction and 3 nonfiction items at any one time

***Loan period:*** 2 weeks only – extensions given on request

***Overdue items:*** borrowing privileges suspended if a student has overdue items. Lost items are to be paid for.

*Each student is responsible for the care of and return by the due date of all items borrowed. While in the Library students are required to behave in a manner which shows respect for both the Library facilities and other users of the Library – both staff and students.*

## **Community relationships**

By becoming a member of **Baulkham Hills Shire Library Service** students have access to all their on-line databases as well as other resources - <http://www.thehills.nsw.gov.au/library.html>

State Library of NSW – join the State Library and use their comprehensive range of resources and facilities - [www.sl.nsw.gov.au/](http://www.sl.nsw.gov.au/)



# **TECHNOLOGY IN 2019**

Rouse Hill High School is committed to providing an engaging learning environment for all students and we are keen to support teaching and learning utilising one to one devices. After trials and evaluations of Chromebook and BYOD (Bring Your Own Device), one to one technology models, Rouse Hill High School introduced Chromebooks in 2015. Chromebooks offer a cost effective, low maintenance one to one solution that best meets the teaching and learning needs of staff and students at Rouse Hill High School.

All students in Years 7-12 who don't already have a suitable device are requested to purchase a Chromebook (or other suitable device) ready for use from the beginning of 2019.

In order to facilitate easy purchase of the chosen BYOD Chromebooks, Rouse Hill High School has engaged the services of two third party suppliers, School Locker (the school uniform supplier) and Learning with Technologies (LWT). Both School Locker and LWT have set up an order portal with school recommended Chromebook device options. School Locker also offer the opportunity to purchase higher specification devices (PCs and Apple Macs) which exceed school needs but may offer greater versatility for the device to be used at home for personal usage. Please note that the school can only offer limited support with getting these higher specification devices connected to the wireless network.

Both School Locker and LWT offer the option to package protective carry cases and extended warranties with the purchase of your Chromebook device. In addition to this, they also offer the option to finance the purchase of a device (subject to credit approval criteria).

## **SPECIAL RELIGIOUS EDUCATION**

The Application to Enrol in a government school form asks about religion where parents/carers may have recorded your child's religion. The question also allowed for 'no religion' to be recorded. Some parent/carers complete this information and others do not.

This information is used to plan for Special Religious Education classes (SRE) which are provided in public schools during school time by authorised representatives of approved religious groups. 'Kellyville and Rouse Hill Christian Education Employer' (KARCHEE) and the Catholic Diocese of Parramatta provide SRE at Rouse Hill High School. Rouse Hill churches linked include: Anglican, Assembly of God, Baptist, Catholic, Church of Christ, Lutheran, New Life, Seventh Day Adventist, Salvation Army, Uniting Church and Independent.

Attendance at SRE is voluntary and schools organise SRE according to parent wishes and the demands of the religious provider. Public schools are required by law to offer SRE if they are approached by religious groups.

Students who have indicated that they would like to attend scripture lessons will do so once a fortnight. Remaining students will do revision, homework or private study during this time. SRE occurs during normal timetabled lessons.

Special religious events may occur throughout the year e.g. guest speakers or performances. When these events are organised, students will bring home a permission note seeking parent/carer permission to attend.

Information regarding Special Religious Education can be accessed on our school website:

<https://rousehill-h.schools.nsw.gov.au/learning-at-our-school/religion-and-ethics.html>

# EXTRA CURRICULAR

<b>DUKE OF EDINBURGH</b>	The Duke of Edinburgh Award is an international youth development program for young people aged between 14 and 25. It challenges students to explore and develop their potential through a range of activities including physical recreation, community service, skills and adventurous journeys.
<b>CONCERT BAND</b>	This group is made up of brass, woodwind and percussion instruments. The band performs at school assemblies and play arrangements of popular music and film themes scored for beginners.
<b>VOCAL ENSEMBLE</b>	This group frequently performs at school events singing a range of repertoire from pop culture.
<b>TECH NINJAS</b>	This group is for students with a particular interest in technology. Students learn about and experiment with a variety of new and emerging technologies including virtual reality, coding, robotics, computer building and more. Students engage in MakerSpace activities to challenge themselves and learn skills, both practical and fun.
<b>DEBATING</b>	Debating provides students with an opportunity to hone their skills in constructing a logical argument. Teams are open to experienced and novice debaters. Throughout the year students will be provided with on-going training and compete in regional competitions.
<b>CHESS</b>	The library hosts regular chess competitions. These may be knockout or round robin.
<b>SPORT</b>	Zone and Regional competitions as they arise.
<b>DRAMA ENSEMBLE</b>	Drama is a fun and interactive way to build performance skills by participating in games and group work. Students prepare work for public showings and meet once to twice a week.
<b>VISUAL ARTS MASTER CLASS</b>	Students can participate in this weekly workshop to extend their artistic abilities across a range of mediums.
<b>SCHOOL LEADERSHIP PROGRAM</b>	Students in all years are offered Leadership opportunities by representing their year group, becoming Sports Leaders and applying to be School Captains in Year 1.2.
<b>DANCE ENSEMBLES</b>	There are numerous Dance Ensembles that operate at Rouse Hill High School. Students in the ensembles compete in Dance Eisteddfods.
<b>CHINA CLUB</b>	This is a weekly lunch time club designed to foster student's interest in all things Chinese. We learn about Chinese arts, crafts, games, traditional instruments, cooking and many other aspects of Chinese culture and language.

Other extra-curricular activities are also available.

# **SPORT**

Junior Sport (Years 7/8) is on Wednesday during Period 3 and Senior Sport (Years 9/1.0) is on Wednesday during Period 4. Stage 6 students are not required to attend sport.

Sport options fall into three categories:

- Grade Sport
- House Sport (Year 7/8 only)
- Recreational Sport (Years 8, 9 and 1.0 only)

## **Grade Sport**

All students will trial for grade sport teams at the beginning of each sport cycle. Once selected, grade teams will play against other local schools on a home/away basis. A cost to cover bus travel and hire of local venues will be required.

## **House Sport**

Students will participate in a variety of different team sports where they can practise skills and learn the value of team work, sportsmanship, communication, etc.

## **Recreational Sport**

Recreational sport is only for Years 8, 9 and 1.0. There will be a variety of options which may change with each sport cycle. It may involve an activity at school (eg. table tennis) or leaving the school premises (eg. recreational walking). There are also recreational sports that may involve a fee (eg. gym).

## **Sports Uniform**

Students wear sports uniform on Wednesdays and are required to bring enclosed leather shoes to change into if they have a practical Science or elective lesson.



# **SAFETY AT SCHOOL**

At Rouse Hill High School we hope to ensure the safety of all students, staff and visitors to our school. For students this involves safe travel to school, thinking and acting safely while at school and safe behaviour when travelling home through our community. We can be accountable for our safety by:

- Ensuring we follow road rules when travelling to and from school
- Arriving at school on time – students are to remain in the quadrangle before school
- Being equipped for lessons
- Correctly wearing the school uniform including appropriate footwear for protection
- Exhibiting responsible and sensible behaviour at all times
- Showing respect for property and for other people
- Keeping hands off to solve problems peacefully
- Supporting other students positively in the playground
- Telling a teacher if something is wrong
- Following directions to participate positively
- Accepting the consequences of my actions
- Wearing the school hat and following sun safe procedures
- Using the Bruce Purser car park for drop off and pick up of students. Parents should not use the school car park. Caballo Avenue is also available for students to be picked up.

By working together we can promote the safety of ourselves, our peers and teachers to help maintain our positive, healthy and safe environment.

# RIGHTS AND RESPONSIBILITIES

This policy covers the rights and responsibilities expected from students attending Rouse Hill High School.

## Rights and responsibilities

At the foundation of our rights and responsibilities is the ideal of being a dynamic, accountable, resilient and engaged learner. Within each ideal our core values are embedded. This platform forms the basis of our work at Rouse Hill High School.

The rights and responsibilities are based on the belief that we must **respect the rights** of all to learn and **take responsibility** for our own learning and behaviour.

By practising the responsibilities shown below, students achieve success and recognition.

daRe		Rights We have the right to:	Responsibilities We have the responsibility to:
D	Dynamic	<ul style="list-style-type: none"> <li>learn in a challenging and productive environment</li> <li>contribute to RHHS and the wider community</li> </ul>	<ul style="list-style-type: none"> <li>participate in provided opportunities</li> <li>achieve through leadership</li> <li>model good behaviour</li> <li>actively participate in the school community</li> </ul>
A	Accountable	<ul style="list-style-type: none"> <li>feel safe</li> <li>achieve and be recognised for our efforts</li> <li>assistance and support with our learning</li> </ul>	<ul style="list-style-type: none"> <li>represent the school in a positive way</li> <li>account for our actions</li> <li>achieve our personal best</li> <li>demonstrate safe behaviour</li> </ul>
R	Resilient	<ul style="list-style-type: none"> <li>respectful and fair treatment in an environment free from harassment and bullying</li> <li>seek help when needed</li> </ul>	<ul style="list-style-type: none"> <li>display resilience and flexibility</li> <li>respect others through inclusive and tolerant behaviour</li> <li>report bullying behaviour</li> <li>contribute as a productive member of a team</li> </ul>
E	Engaged	<ul style="list-style-type: none"> <li>learn in a co-operative and supportive environment</li> <li>participate in a wide variety of activities</li> </ul>	<ul style="list-style-type: none"> <li>demonstrate pride, co-operation and enthusiasm in our work</li> <li>help, support and care for one another</li> <li>strive for excellence in all activities</li> <li>listen and communicate in an effective manner</li> </ul>

***At Rouse Hill High School, our learners are dynamic, accountable, resilient and engaged.***

# **BEHAVIOUR CODE FOR STUDENTS**

NSW Department of Education

## **Behaviour code for students** NSW public schools

NSW public schools are committed to providing safe, supportive and responsive learning environments for everyone. We teach and model the behaviours we value in our students.

### **In NSW public schools students are expected to:**

- Respect other students, their teachers and school staff and community members
- Follow school and class rules and follow the directions of their teachers
- Strive for the highest standards in learning
- Respect all members of the school community and show courtesy to all students, teachers and community members
- Resolve conflict respectfully, calmly and fairly
- Comply with the school's uniform policy or dress code
- Attend school every day (unless legally excused)
- Respect all property
- Not be violent or bring weapons, illegal drugs, alcohol or tobacco into our schools
- Not bully, harass, intimidate or discriminate against anyone in our schools

Schools take strong action in response to behaviour that is detrimental to self or others or to the achievement of high quality teaching and learning.

### **Behaviour Code for Students: Actions**

Promoting the learning, wellbeing and safety of all students in NSW Public Schools is a high priority for the Department of Education.

We implement teaching and learning approaches to support the development of skills needed by students to meet our high standards for respectful, safe and engaged behaviour.

### **Respect**

- Treat one another with dignity
- Speak and behave courteously
- Cooperate with others
- Develop positive and respectful relationships and think about the effect on relationships before acting
- Value the interests, ability and culture of others
- Dress appropriately by complying with the school uniform or dress code
- Take care with property

### **Safety**

- Model and follow departmental, school and/or class codes of behaviour and conduct
- Negotiate and resolve conflict with empathy
- Take personal responsibility for behaviour and actions
- Care for self and others
- Avoid dangerous behaviour and encourage others to avoid dangerous behaviour

### **Engagement**

- Attend school every day (unless legally excused)
- Arrive at school and class on time
- Be prepared for every lesson
- Actively participate in learning
- Aspire and strive to achieve the highest standards of learning

The principal and school staff, using their professional judgment, are best placed to maintain discipline and provide safe, supportive and responsive learning environments. The department provides a policy framework and resources such as Legal Issues Bulletins, access to specialist advice, and professional learning to guide principals and their staff in exercising their professional judgment. In this context the NSW Government and the Department of Education will back the authority and judgment of principals and school staff at the local level.

[education.nsw.gov.au](http://education.nsw.gov.au)



# **BULLYING**

This document provides a summary of Rouse Hill High School's anti-bullying policy.

## **Bullying is not acceptable.**

Students at Rouse Hill High School have a safe and happy environment in which to work and socialise. Bullying is not accepted. Dare to say 'NO' to bullying and harassment.

The schools anti-bullying policy is based on our DARE approach where students are dynamic, accountable, resilient and engaged when participating in positive interactions with peers, staff and the community.

At Rouse Hill High School all students, teachers and parents/guardians have a shared responsibility to create a safe and happy environment.

## **What is bullying?**

Bullying is when the following things happen again and again to someone and it is hard for the student being bullied to stop these things from happening:

- being ignored, left out on purpose or not allowed to join in;
- being made fun of and teased in a mean and hurtful way;
- lies or nasty stories are told about someone to make other children not like them;
- being made afraid of getting hurt;
- staring or giving someone mean looks or gestures;
- forcing someone to do things they don't want to;
- being kicked, hit or pushed around.

Bullying can occur face-to-face, indirectly through others or via the use of technology e.g. mobile phone, internet. Bullying is used by a more powerful person to cause fear, distress and/or harm against a less powerful person unable to stop the bullying from occurring.

## **What can you do about it?**

<b>If you are being bullied....</b>	<b>If you see someone being bullied....</b>
<ul style="list-style-type: none"><li>• Be confident. Use strong, assertive 'I' statements in a positive way. e.g. 'I don't like that. Please stop.'</li></ul>	<ul style="list-style-type: none"><li>• Support the person being bullied. Be a good, caring friend.</li></ul>
<ul style="list-style-type: none"><li>• Be around your friends, they can support and help you.</li></ul>	<ul style="list-style-type: none"><li>• Stick up for your friend; let the person being bullied know they are not alone.</li></ul>
<ul style="list-style-type: none"><li>• Report the bullying behaviour to a teacher. Let your parents know what is happening.</li></ul>	<ul style="list-style-type: none"><li>• Ask a teacher for help and report the bullying behaviour.</li></ul>
<ul style="list-style-type: none"><li>• Ignore bullies where possible. Walk away from people who are harassing you.</li></ul>	<ul style="list-style-type: none"><li>• Don't be a spectator - do something to help – if you do nothing you are part of the problem.</li></ul>
<ul style="list-style-type: none"><li>• Be careful with your internet password, what you put on the internet and how you use your mobile phone.</li></ul>	<ul style="list-style-type: none"><li>• Don't join in bullying behaviour.</li></ul>

**It's OK to talk! It's OK to ask for help!**

**Dare to say 'NO' to bullies.**

Talk to a teacher or your Year Coordinator.  
A copy of the full policy is available from the school.

# AEROSOL POLICY

This policy covers the use of aerosol sprays and perfume pump-packs for students attending Rouse Hill High School.

At Rouse Hill High School, as with the rest of the community, we have a number of students and staff who suffer from asthma.

The following is taken from Asthma Australia ([http://www.asthmaaustralia.org.au/Aerosol\\_sprays.aspx](http://www.asthmaaustralia.org.au/Aerosol_sprays.aspx))

*“Aerosol sprays are popular and commonly used for applying lots of products, from the personal (like body sprays or deodorants) to the domestic (like cleaning sprays). However for some people with asthma their use can trigger symptoms and may even lead to an attack.*

*When used, the liquid contained in these sprays is emitted into the air under high pressure, creating a fine mist which can spread quite a long way. The chemicals and strong smells in the mist, when inhaled, are what can trigger asthma symptoms and a possible attack. Because of the amount of time the spray stays in the air and the distance it can travel, even spraying some distance from the person with asthma can still lead to problems.*

*This most often causes issues in areas like change rooms, where people are using spray deodorants etc after exercise, and even in workplaces if there is cleaning being undertaken while there are others working in the area.*

*We recommend you avoid using aerosol sprays whenever there are other people around - there are usually plenty of good alternatives available.” (1<sup>st</sup> March 2015)*

To provide the safest environment, students are banned from bringing aerosol sprays and perfume pump-packs to Rouse Hill High School. This includes for any excursions, camps or other onsite or offsite activities. Risk management strategies will be in place for any aerosol sprays used as part of school business.

Aerosol sprays or perfume pump-packs brought to school by students will be confiscated and disposed of.

The most common form of aerosol spray available to students are spray deodorants. Alternatives such as roll-on deodorants are encouraged. Repeated breaches of this policy will result in disciplinary action.

# UNIFORM POLICY

This policy covers the wearing of school uniform to school, on excursions and for special events.

Rouse Hill High School is a uniform school. The uniform has been designed and endorsed by the P&C Association. It is the school community expectation that all students will wear the uniform without variation.

School uniform builds a sense of community and ownership in the student body, ensuring pride in the school and its attainments as well as forming a lasting impression of the school in the wider community. It contributes to the development of student self discipline and self esteem, allowing clear identification within the school and community.

## **The dress code**

- The school uniform must be worn at all times without individual variation.
- Years 7 – 1.0 must wear their school uniform on Monday, Tuesday, Thursday and Friday.
- On Wednesday, students may wear their school uniform or sport uniform. If students have a timetabled practical Technology or Science lesson on Wednesday, leather shoes must be worn. (See next page).
- Students are expected to be neat, tidy and well groomed at all times.
- Jewellery is to be small and unobtrusive and of a safe design. Students will be required to remove unsafe and inappropriate jewellery.
- Students representing the school are required to wear full school uniform.
- If undershirts are worn, they should be white only. All garments worn under the uniform must not be visible.
- The school hat is the only hat worn at school, on school excursions or for sporting events.
- For formal events students must be in school uniform, especially if they are participating in the assembly.
- Students are expected to wear school uniform on school excursions unless otherwise notified
- Makeup, If worn, is to be minimal and appropriate for school.
- Specialist uniform for dance and hospitality classes must be worn only for the duration of these classes.

### **Girls school uniform**

### **Boys school uniform**

<ul style="list-style-type: none"><li>• Middle School (years 7, 8, 9). White blouse with burgundy piping and school logo</li><li>• Senior School (years 1.0, 1.1, 1.2). White shirt with logo</li></ul>	<ul style="list-style-type: none"><li>• Middle School (years 7, 8, 9). White pinstripe shirt with school logo</li><li>• Senior School (years 1.0, 1.1, 1.2). White shirt with logo</li></ul>
<ul style="list-style-type: none"><li>• Tartan skirt (charcoal, burgundy, citrus) with pleats, knee length</li><li>• Trousers, charcoal</li></ul>	<ul style="list-style-type: none"><li>• Charcoal shorts or trousers</li></ul>
<ul style="list-style-type: none"><li>• White socks that cover the ankles</li><li>• Black tights during terms 2 – 3</li></ul>	<ul style="list-style-type: none"><li>• Grey socks that cover the ankles</li></ul>
<ul style="list-style-type: none"><li>• Black V-neck jumper with logo (cotton or wool)</li><li>• Official Year 1.2 Jersey</li></ul>	<ul style="list-style-type: none"><li>• Black V-neck jumper with logo (cotton or wool)</li><li>• Official Year 1.2 Jersey</li></ul>
<ul style="list-style-type: none"><li>• Black leather shoes, traditional style</li></ul>	<ul style="list-style-type: none"><li>• Black leather shoes, traditional style</li></ul>
<ul style="list-style-type: none"><li>• Black scarf with school logo</li></ul>	<ul style="list-style-type: none"><li>• Black scarf with school logo</li></ul>
<ul style="list-style-type: none"><li>• daRe hat</li></ul>	<ul style="list-style-type: none"><li>• daRe hat</li></ul>
<ul style="list-style-type: none"><li>• Black school blazer, optional</li><li>• Burgundy tie bow, optional</li></ul>	<ul style="list-style-type: none"><li>• Black school blazer, optional</li><li>• Tie – burgundy with school logo, optional</li></ul>
<ul style="list-style-type: none"><li>• Black school backpack with the school logo</li></ul>	<ul style="list-style-type: none"><li>• Black school backpack with the school logo</li></ul>

## **Sport & PE uniform**

The sport uniform may be worn to school on Wednesdays only. Students will change into the sport uniform for timetabled PE practical lessons.

<ul style="list-style-type: none"><li>• Charcoal and citrus sport shirt</li></ul>	<ul style="list-style-type: none"><li>• Sports socks</li></ul>
<ul style="list-style-type: none"><li>• Charcoal sport short</li></ul>	<ul style="list-style-type: none"><li>• Charcoal tracksuit jacket with logo, optional</li></ul>
<ul style="list-style-type: none"><li>• Joggers</li></ul>	<ul style="list-style-type: none"><li>• Charcoal tracksuit trousers with logo, optional</li></ul>

## **Technology uniform**

<ul style="list-style-type: none"><li>• White apron – hospitality</li></ul>	<ul style="list-style-type: none"><li>• Blue apron – workshop rooms</li></ul>
---	---

**If a student is unable to wear their uniform, they need to report to the Deputy Principal before the start of lesson one. Students will be loaned the required uniform article where possible. Students with inappropriate or unsafe footwear will be withdrawn from the playground at recess and lunch. If a student is continually out of uniform, consequences will be given.**



# FOOTWEAR POLICY

This policy covers the wearing of acceptable and unacceptable shoes.

All students are required to wear plain black, leather shoes to school. Acceptable school uniform shoes should have full leather uppers with no breather holes or fabric, and have a reasonable sole thickness. Boots or shoes that cover the ankle are not acceptable.

In practical Science, Visual Art and Technology lessons, it is a Health and Safety requirement and a Department of Education regulation, that appropriate, safe leather shoes are worn.

Shoes are required to be plain black with no other colour present. Plain black shoe laces should also be worn.

On Wednesdays, students have the option of wearing their sport uniform to school with runner/jogger style of shoes appropriate for participation in sporting activities. If students have a practical lesson (Visual Arts, Technology or Science) on Wednesdays they need to bring their regular school shoes for those lessons.

Acceptable examples of plain black leather shoes

✓		✓	
---	--	---	---

Unacceptable examples of shoes for normal school wear

✗ *		✗ *	
✗		✗	
✗ *		✗ *	

\* This style of shoe is acceptable for wearing during sporting activities.

## Boys Formal Uniform

### Junior & Senior Boys Uniform

Shirt Junior Short Sleeve Stripe	\$30.00
Shirt Senior Short Sleeve White	\$30.00
Short Formal Grey	\$35.00
Trouser Formal Grey	\$50.00
Tie Boys	\$20.00
Sock Grey 3pk	\$13.95

## Girls Formal Uniform

### Junior & Senior Girls Uniform

Blouse Junior Short Sleeve w/ Trim	\$30.00
Blouse Senior Short Sleeve White	\$30.00
Skirt Formal Check	\$50.00
Pant Formal Grey	\$45.00
Tie Girls	\$12.00
Sock White 3pk	\$9.95
Tight Black	\$8.50

## Winter Formal Uniform

### Unisex Winter Uniform

Jumper Cotton Black	\$70.00
Jumper Wool Black	\$70.00
Blazer Black	\$120.00

## Sport Uniform

### Unisex Sport Uniform

Polo Sport Lime/Grey	\$30.00
Short Sport Grey	\$25.00
Jacket Sport M/F	\$70.00
Pant Sport M/F	\$40.00
Sock White 3pk	\$9.95

## Accessories

### Bags

Backpack Black	\$68.00
Bag Sport	\$8.00

### Headwear


Cap Grey	\$14.00
Hat Bucket Grey	\$15.00

### Hospitality & TAS

Apron Hospitality White	\$10.00
Polo Hospitality Black	\$25.00
Apron TAS Navy	\$10.00

### Winter

Scarf	\$15.00
-------	---------



**The School Locker Rouse Hill High School**  
240 Withers Rd, Rouse Hill, NSW, 2155  
P 02 8796 2100  
E RouseHillHS@theschoollocker.com.au

Prices effective 23rd July 2018. Prices are subject to change.  
Finance options available. Please see in-store for details.

[www.theschoollocker.com.au](http://www.theschoollocker.com.au)

### Additional trading hours:

Monday 19 November 2018 - 8am-3pm  
Tuesday 20 November 2018 - 8am-10am  
Tuesday 4 December 2018 - 8am-4pm (Orientation day)  
Monday 14 January 2019 - 9am-12pm  
Tuesday 15 January 2019 - 9am-12pm  
Wednesday 23 January 2019 - 12pm-3pm  
Thursday 24 January 2019 - 12pm-3pm  
Tuesday 29 January 2019 - 9am-11am (Staff Development Day)  
Wednesday 30 January 2019 - 8am-10am (Year 7)  
Thursday 31 January 2019 - 2pm - 4pm (Year 1.0, 1.1 & 1.2)  
Friday 1 February 2019 - 2pm-4pm (Year 8 & 9)



# SCHOOL CONTRIBUTIONS 2019 – YEAR 1.0

<b>Student Name:</b>	<b>Date:</b>		
Item	Cost		Amount being paid
General School Contribution	Child 1 \$100.00 Child 2 \$90.00 Child 3 \$80.00		\$
High Resolves		\$10.00	\$
Carnivals (Swimming and Athletics – entry and transport costs)		\$25.00	\$
P&C Levy		\$25.00	\$
<b>Elective subjects</b>			
Food Technology		\$85.00	\$
Industrial Technology – Engineering		\$70.00	\$
Industrial Technology - Timber		\$80.00	\$
Information Software & Technology		\$20.00	\$
iSTEM		\$100.00	\$
Music		\$20.00	\$
Photographic & Digital Media		\$110.00	\$
Visual Arts		\$80.00	\$
<b>TOTAL</b>			\$

# SCHOOL CONTRIBUTIONS 2019 – YEARS 1.1 & 1.2

<b>Student Name:</b>	<b>Date:</b>		
Item	Cost		Amount being paid
General School Contribution	Child 1 \$100.00 Child 2 \$90.00 Child 3 \$80.00		\$
Carnivals (Swimming and Athletics – entry and transport costs)		\$25.00	\$
P&C Levy		\$25.00	\$
<b>Elective subjects</b>			
Drama		\$40.00	
Engineering Studies		\$40.00	
Entertainment (B)		\$80.00	
Food Technology		\$125.00	
Hospitality		\$300.00	\$
Industrial Technology - Timber		\$150.00	\$
Photography, Video and Digital Media		\$200.00	
Sport, Lifestyle and Recreation (BEC)		\$50.00	\$
Visual Arts		\$200.00	\$
<b>TOTAL</b>			\$

# SKOOLBAG APP



## How To Install Skoolbag On Your Smartphone

### For iPhone and iPad users:

1. Click the "App Store" icon on your Apple device.
2. Type your school name in the search, using suburb name will help.
3. You will see your school appear, click "Get" then "install".
4. The app is FREE to download.
5. When installed click "Open"
6. Select "OK" to receive push notifications, when asked.
7. Click the "More" button on the bottom right of the App, then "Setup".
8. Toggle on the Push Categories that are applicable for you by tapping the on/off switch.




### For Android users:

You must first have signed up with a Google Account before installing the app.

1. Click the "Play Store" button on your Android Device
2. Click the magnifying glass icon at the top and type in your school name, using suburb name will help.
3. Click the school name when it appears in the search.
4. Click the "Install" button.
5. Click "Accept" for various permissions (please note, we do not modify any of your personal data on your device).
6. Click "Open" when installed.
7. Click the "More" button on the bottom right of the App, then "Setup".
8. Toggle on the Push Categories that are applicable for you by tapping the on/off switch.

Please Note: Some brands of Android phones need the setting in "Notification Manager" changed to "Allow" instead of "Notify" in order for the push notifications to work. The phone must also be running at least version 4 system software to run the app.



### For Windows 8.1 Phone and Windows 8.1 or 10 device users:

1. Go to the Windows Store on your 8.1 Windows Phone or Windows 8.1/10 Device
2. Search for "Skoolbag" in the keyword app search
3. Install the Skoolbag app
4. Find your school either by using the keyword search or location service.
5. Click the "Pin" icon to pin the school tile to your Windows Phone home screen.
6. Click the "More" button on the bottom right of the App, then "Setup"
7. Toggle the Push Categories that are applicable to you by tapping the on/off switch.

Please Note: The Skoolbag Windows App is for 8.1 version Windows Phones, or Windows 8.1 and 10 devices.



Find out more at [www.skoolbag.com.au](http://www.skoolbag.com.au)

Don't forget to like us on Facebook!

# ROUSE HILL HIGH SCHOOL FACEBOOK PAGE

This Rouse Hill High School Facebook page was established in 2016 as a forum for staff to communicate with students and parents about activities and events throughout the school year. Please "Like" our page to receive updates about events and information that relates to our school, and to recognise and acknowledge the achievements of students at Rouse Hill High School.

Search for: "Rouse Hill High School" using the Facebook app, Facebook website or the following URL [www.facebook.com/rousehillhighschool](http://www.facebook.com/rousehillhighschool)

The official page has the cover photo as shown below



We like positive comments and posts but we don't tolerate personal attacks.

We ask all users to be **respectful & responsible users** of the RHHS Facebook Page



Rouse Hill HS has a number of **Facebook Administrators** who monitor the page. Any posts that are repetitive, written in capital letters, use offensive language or are unlawful, will be removed

Posts and comments should **not** be abusive, bullying, defamatory or vilify any individual, group, the school or the Department of Education

## RULES of ENGAGEMENT

We remind online users to apply the principles of **good digital citizenship** when communicating through our Facebook Page.

While we welcome **positive comments and posts** and **constructive criticism** about school business, activities and events, we **do not** endorse or support negative defamatory comments or abuse

For related DoE policies and/or the Rouse Hill High School Policy see:  
<http://www.dec.nsw.gov.au/> or  
<http://www.RouseHill-h.schools.nsw.edu.au/>